


**Ejecución Presupuestaria de Ingresos del 2do. Cuatrimestre**  
Ejercicio: 2017

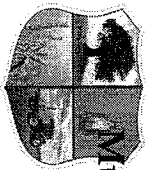
Codigo	Descripción de Rubro	PRESUPUESTO		Acumulado Anterior	Devengado / Recaudado			Total Cuatrimestre	Total Devengado	Total Recaudado	Saldo Presupuestario	% de Ejec.	
		Inicial	Modificac. Vegente		Mayo	Junio	Julio						Agosto
100.000	INGRESOS CORRIENTES	2.254.648.980	0	918.768.682	185.281.510	117.028.181	293.582.585	34.729.233	630.621.509	1.549.390.191	1.549.390.191	705.258.789	68.71%
110.000	INGRESOS TRIBUTARIOS	1.096.500.000	0	450.717.213	82.177.365	86.584.791	146.458.115	23.645.833	338.866.104	789.583.317	789.583.317	306.916.663	72.00%
112.000	IMPUESTOS SOBRE LA PROPIEDAD	665.000.000	0	174.560.650	38.777.473	64.708.054	119.105.297	17.842.605	240.433.429	414.994.079	414.994.079	250.005.921	62.40%
112.001	IMPUESTOS INMOBILIARIO	390.000.000	0	126.057.402	27.461.451	30.692.373	100.789.489	12.890.623	171.833.936	297.891.338	297.891.338	92.108.662	76.38%
112.003	IMPUESTO ADICIONAL A LOS BALDIOS	5.000.000	0	373.346	85.507	67.699	123.180	0	276.386	649.732	649.732	4.350.268	12.99%
112.004	IMPUESTOS DE PATENTE A LOS RODADOS	195.000.000	0	47.243.902	10.300.515	32.737.982	18.137.628	4.791.982	65.968.107	113.212.009	113.212.009	81.787.991	58.05%
112.005	IMPUESTO A LA CONSTRUCCIÓN	15.000.000	0	130.000	0	980.000	25.000	0	1.005.000	1.135.000	1.135.000	13.865.000	7.56%
112.006	IMPUESTO AL FRACCIONAMIENTO DE TIERRA	10.000.000	0	756.000	990.000	230.000	30.000	160.000	1.350.000	2.106.000	2.106.000	7.894.000	21.06%
112.007	IMPUESTO A LA TRANSF. DE BIENES RAICES	50.000.000	0	0	0	0	0	0	0	0	0	50.000.000	0.00%
113.000	IMPUESTO INTERNO S/BIENES Y SERVICIOS	329.500.000	0	248.756.337	36.994.565	10.909.634	13.272.055	1.651.296	62.827.550	311.583.887	311.583.887	17.916.113	94.56%
113.006	IMP. A LOS ESPECT. PUBLICOS Y JUEGOS DE AZ	2.000.000	0	240.000	100.000	0	0	0	100.000	340.000	340.000	1.660.000	17.00%
113.012	IMP. DE PATENTE A LA PROFESION, COMERCIO	290.000.000	0	243.654.337	35.887.265	9.585.434	12.162.055	1.042.296	58.677.050	302.531.387	302.531.387	-12.531.387	104.32%
113.013	IMP. A LA PUBLICIDAD Y PROPAGANDA	8.000.000	0	1.221.000	240.000	202.500	195.000	75.000	712.500	1.933.500	1.933.500	6.066.500	24.16%
113.014	IMPUESTO A LAS OPERACIONES DE CREDITO	3.000.000	0	0	0	0	0	0	0	0	0	3.000.000	0.00%
113.015	IMPUESTO A LAS RIFAS, VENTAS POR SORTEO	3.000.000	0	0	0	0	0	0	0	0	0	3.000.000	0.00%
113.016	IMP. AL TRANSPORTE COLECTIVO DE PASAJERO	1.000.000	0	0	0	0	0	0	0	0	0	1.000.000	0.00%
113.017	IMP. AL REGISTRO DE MARCAS Y SEÑALES DE	1.000.000	0	0	0	0	0	0	0	0	0	1.000.000	0.00%
113.018	IMP. EN PAPEL SELLADO Y ESTAMPILLAS MUNI	3.000.000	0	121.000	49.200	37.600	35.200	40.600	162.600	283.600	283.600	2.716.400	9.45%
113.019	IMPUESTOS DE CEMENTERIOS	14.500.000	0	2.995.000	595.600	966.600	769.800	388.400	2.720.400	5.715.400	5.715.400	8.784.600	39.41%
113.027	IMPUESTO AL FAENAMIENTO	500.000	0	0	0	0	0	0	0	0	0	500.000	0.00%
119.000	OTROS INGRESOS	6.500.000	0	6.500.000	122.500	117.500	110.000	105.000	455.000	780.000	780.000	5.720.000	12.00%
119.003	MULTAS	102.000.000	0	102.000.000	6.405.327	10.967.103	14.080.763	4.151.932	35.605.125	63.005.351	63.005.351	38.994.649	61.77%
119.005	CONTRIBUCION P/CONSERVACION DE PAVIMENTO	18.000.000	0	18.000.000	622.120	2.028.701	445.650	1.203.206	4.299.877	5.893.693	5.893.693	12.106.307	32.74%
119.006	CONTR. OBRAS MUN. PRODUCT. VALOR INMOBILIARI	15.000.000	0	8.460.000	2.010.000	2.600.000	1.750.000	1.201.000	7.561.000	16.021.000	16.021.000	-1.021.000	106.80%
119.007	CONTR. ESP. ART. 166 LEY 3966/10 IMP. INMOB.	5.000.000	0	0	0	0	0	0	0	0	0	5.000.000	0.00%
119.008	CONTR. ESP. ART. 166 LEY 3966/10 IMP. RODAD	45.000.000	0	12.622.025	2.743.155	3.067.244	10.073.451	1.268.529	17.152.379	29.774.404	29.774.404	15.225.586	66.16%
119.009	OTROS INGRESOS	17.000.000	0	4.724.385	1.030.062	3.271.158	1.811.462	479.197	6.591.899	11.316.254	11.316.254	5.683.746	66.56%
130.000	INGRESOS NO TRIBUTARIOS	2.000.000	0	0	0	0	0	0	0	0	0	2.000.000	0.00%
132.000	TASAS Y DERECHOS	84.500.000	0	84.500.000	2.533.700	4.212.200	3.887.000	1.176.900	11.809.800	24.009.000	24.009.000	60.481.000	28.41%
132.021	TASAS POR SERVICIOS DE SALUBRIDAD	76.000.000	0	76.000.000	2.532.300	4.211.000	3.885.400	1.176.900	11.805.600	23.945.300	23.945.300	52.054.700	31.50%
132.022	TASAS POR CONST. E INSP. DE PESAS Y ME	11.000.000	0	2.490.000	645.000	545.000	540.000	310.000	2.040.000	4.530.000	4.530.000	6.470.000	41.18%
132.023	TASAS POR INSP. DE INSTALACIONES	8.000.000	0	1.690.000	360.000	290.000	290.000	100.000	1.040.000	2.730.000	2.730.000	5.270.000	34.12%
132.025	TASAS P/RECOL. BASURA P/BLA PUBLICA	6.000.000	0	1.540.000	320.000	270.000	260.000	100.000	950.000	2.490.000	2.490.000	3.510.000	41.50%
132.026	TASAS POR TABLADO	10.000.000	0	1.210.000	110.000	180.000	400.000	100.000	700.000	1.910.000	1.910.000	8.090.000	19.10%
	TASAS POR TABLADO	6.000.000	0	404.700	165.300	171.000	182.400	153.900	672.600	1.077.300	1.077.300	4.922.700	17.95%



*[Signature]*  
Director de Adm. y Finanzas  
Municipalidad de Raul A. Oviedo



*[Signature]*  
Gerente Municipal  
Municipalidad de Raul A. Oviedo



## Ejecución Presupuestaria de Ingresos del 2do. Cuatrimestre

Ejercicio: 2017


Código	Descripción de Rubro	PRESUPUESTO			Acumulado Anterior	Devengado / Recaudado				Total Cuatrimestre	Total Devengado	Total Recaudado	Saldo Presupuesto	% de Ejec.
		Inicial	Modificac.	Vigente		Mayo	Junio	Julio	Agosto					
132.030	TASAS PICONOS DE PARQUES, JARDINES Y PASEO	20.000.000	0	20.000.000	1.210.000	110.000	180.000	400.000	10.000	700.000	1.910.000	1.910.000	18.090.000	9,55 %
132.032	DERECHO EXPL. LINEAS DE TRANSPORTE	1.000.000	0	1.000.000	0	0	0	0	0	0	0	0	1.000.000	0,00 %
132.035	TASA POR INSPECCION AUTOVEHICULOS	14.000.000	0	14.000.000	3.595.000	822.000	2.575.000	1.813.000	493.000	5.703.000	9.298.000	9.298.000	4.702.000	66,41 %
133.000	MULTAS Y OTROS DERECHOS NO TRIBUTARIOS	8.500.000	0	8.500.000	59.500	1.400	1.200	1.600	0	4.200	63.700	63.700	8.436.300	0,74 %
133.001	MULTAS	7.500.000	0	7.500.000	59.500	1.400	1.200	1.600	0	4.200	63.700	63.700	7.436.300	0,84 %
133.099	OTROS	1.000.000	0	1.000.000	0	0	0	0	0	0	0	0	1.000.000	0,00 %
140.000	VENTA DE BIENES Y SERVICIOS ADM. PUBLICA	201.000.000	0	201.000.000	80.509.230	14.089.040	24.638.780	18.360.100	9.071.500	66.159.430	146.668.660	146.668.660	54.331.340	72,96 %
141.000	VENTA DE BIENES DE LA ADM. PUBLICA	41.000.000	0	41.000.000	12.562.130	2.151.040	5.292.090	3.884.100	1.434.000	12.761.230	25.323.360	25.323.360	15.676.640	61,76 %
141.009	VTALIBROS.FORM.INF.TECNICO Y PROV.PLANO	23.000.000	0	23.000.000	10.783.130	1.749.040	4.065.090	3.098.100	1.173.000	9.995.230	20.778.360	20.778.360	2.221.640	90,34 %
141.010	PROV. DE DISTINTIVOS PARA VEHICULOS AUTO	18.000.000	0	18.000.000	1.779.000	402.000	1.227.000	876.000	261.000	2.766.000	4.545.000	4.545.000	13.465.000	25,25 %
142.000	VENTA DE SERVICIOS DE LA ADM.PUBLICA	160.000.000	0	160.000.000	67.947.100	11.938.000	19.346.700	14.476.000	7.637.500	53.398.200	121.345.300	121.345.300	38.664.700	75,84 %
142.016	SERVICIOS TÉC. Y ADMINISTRATIVOS EN GRAL	160.000.000	0	160.000.000	67.947.100	11.938.000	19.346.700	14.476.000	7.637.500	53.398.200	121.345.300	121.345.300	38.664.700	75,84 %
150.000	TRANSFERENCIAS CORRIENTES	802.453.293	0	802.453.293	364.788.039	85.226.405	123.634.970	123.634.970	0	208.861.375	573.649.414	573.649.414	228.803.879	71,48 %
153.000	TRANSF. CONSOLID. DE ENTID. Y ORG. DEL EST	785.453.293	0	785.453.293	329.709.839	85.226.405	123.634.970	123.634.970	0	208.861.375	573.649.414	573.649.414	246.882.079	64,69 %
153.070	APORTES DEL GOB. CENTRAL CON ROYALTIES	402.556.274	0	402.556.274	163.859.902	0	0	53.989.532	0	96.559.093	260.418.985	260.418.985	142.137.289	380,27 %
153.080	APORTES GOB. CENTRAL CANON FISC.(J. DE A	14.000.000	0	14.000.000	35.724.658	0	0	17.514.232	0	17.514.232	53.239.090	53.239.090	-39.239.090	80,96 %
153.090	APORTE GOB. CENTRAL (FONACIDE)	388.897.019	0	388.897.019	130.125.079	42.656.854	52.131.206	0	0	94.788.060	224.913.139	224.913.139	143.983.880	206,34 %
154.000	TRANSF. DE MINISTERIO DE HACIENDA	17.000.000	0	17.000.000	35.078.200	0	0	0	0	0	35.078.200	35.078.200	-18.078.200	206,34 %
154.010	APORTES DE MUNIC. - MENORES RECURSOS	17.000.000	0	17.000.000	35.078.200	0	0	0	0	0	35.078.200	35.078.200	-18.078.200	206,34 %
160.000	RENTA DE LA PROPIEDAD	43.000.000	0	43.000.000	355.000	145.000	150.000	160.000	135.000	590.000	945.000	945.000	42.055.000	2,19 %
163.000	ARRENDAM. DE INMUEBLES, TIERRAS, TERRENO	43.000.000	0	43.000.000	355.000	145.000	150.000	160.000	135.000	590.000	945.000	945.000	42.055.000	2,19 %
163.011	USUFRUCTO DE TIERRA EN CEMENTERIOS	3.000.000	0	3.000.000	0	0	0	0	0	0	0	0	3.000.000	0,00 %
163.013	OCCUPACION PRECARIA DE BIENES DE DOM.PUBL	1.000.000	0	1.000.000	0	0	0	0	0	0	0	0	1.000.000	0,00 %
163.015	USO DE MATADERO MUNICIPAL	5.000.000	0	5.000.000	213.000	87.000	90.000	96.000	81.000	354.000	567.000	567.000	4.433.000	11,34 %
163.016	USO DE PIQUETE MUNICIPAL	3.000.000	0	3.000.000	142.000	58.000	60.000	64.000	54.000	236.000	378.000	378.000	2.622.000	12,60 %
163.018	USO DE EQUIPOS CAMINEROS	30.000.000	0	30.000.000	0	0	0	0	0	0	0	0	30.000.000	0,00 %
163.028	USO DE GIMNACIO MUNICIPAL	1.000.000	0	1.000.000	0	0	0	0	0	0	0	0	1.000.000	0,00 %
190.000	VARIOS	27.195.687	0	27.195.687	10.200.000	1.110.000	1.442.400	1.082.400	700.000	4.334.800	14.534.800	14.534.800	12.660.887	53,44 %
191.000	VARIOS	27.195.687	0	27.195.687	10.200.000	1.110.000	1.442.400	1.082.400	700.000	4.334.800	14.534.800	14.534.800	12.660.887	53,44 %
191.009	VARIOS OPACI RET. REGISTRO	27.195.687	0	27.195.687	10.200.000	1.110.000	1.442.400	1.082.400	700.000	4.334.800	14.534.800	14.534.800	12.660.887	53,44 %
200.000	INGRESOS DE CAPITAL	2.586.984.810	0	2.586.984.810	1.111.756.418	269.810.865	0	337.597.607	0	607.408.472	1.719.164.890	1.719.164.890	867.819.920	66,45 %
220.000	TRANSFERENCIAS DE CAPITAL	2.586.984.810	0	2.586.984.810	1.111.756.418	269.810.865	0	337.597.607	0	607.408.472	1.719.164.890	1.719.164.890	867.819.920	66,45 %
223.000	TRAS.CONSO. DE ENT. X OPS DEL ESTADO	2.518.984.810	0	2.518.984.810	897.188.645	269.810.865	0	337.597.607	0	607.408.472	1.504.597.117	1.504.597.117	1.014.387.693	59,73 %
223.070	APORTE DE GOB. CENTRAL Y ROYALTIES	1.610.225.098	0	1.610.225.098	655.439.612	170.278.205	0	216.958.126	0	1.041.675.943	1.041.675.943	1.041.675.943	568.549.155	64,69 %



Director de Administración y Finanzas  
Municipalidad de Raul A. Oviedo




Intendente Municipal  
Municipalidad de Raul A. Oviedo




**Ejecución Presupuestaria de Ingresos del 2do. Cuatrimestre**  
Ejercicio: 2017


Codigo	Descripción de Rubro	Inicial	PRESUPUESTO Modificac.	VEGENTE	Acumulado Anterior	Devengado / Recaudado				Total Cuatrimestre	Total Devengado	Total Recaudado	Saldo Presupuesto	% de Eje.
						Mayo	Junio	Julio	Agosto					
223,090	APORTE GOB. CENTRAL CANON JUEGOS DE AZAR	48,000,000	0	48,000,000	0	0	0	0	0	0	0	48,000,000	0.00 %	
223,090	APORTE GOB. CENTRAL (FONACIDE)	860,759,712	0	860,759,712	241,749,033	0	121,639,481	0	0	462,921,174	462,921,174	397,838,538	53.78 %	
224,000	TRANSF. DE ENTIDADES Y ORGAN. DEL ESTADO	68,000,000	0	68,000,000	214,567,773	0	0	0	0	214,567,773	214,567,773	-146,567,773	315.54 %	
224,010	APORTE DE MUNICIPALIDADES DE MENOR RECURSO	68,000,000	0	68,000,000	214,567,773	0	0	0	0	214,567,773	214,567,773	-146,567,773	315.54 %	
300,000	RECURSOS DE FINANCIAMIENTO	0	2,266,734,494	2,266,734,494	2,266,734,494	0	0	0	0	2,266,734,494	2,266,734,494	0	100.00 %	
340,000	SALDO EJERCICIO ANTERIOR	0	2,266,734,494	2,266,734,494	2,266,734,494	0	0	0	0	2,266,734,494	2,266,734,494	0	100.00 %	
341,000	SALDO INICIAL DE RECURSOS INSTITUCIONAL	0	1,469,946,476	1,469,946,476	1,469,946,476	0	0	0	0	1,469,946,476	1,469,946,476	0	100.00 %	
341,010	RECURSOS PROPIOS	0	391,989,396	391,989,396	391,989,396	0	0	0	0	391,989,396	391,989,396	0	100.00 %	
341,040	RECURSOS DE ROYALTIES	0	1,077,957,080	1,077,957,080	1,077,957,080	0	0	0	0	1,077,957,080	1,077,957,080	0	100.00 %	
343,000	SALDO DE TRANSFERENCIAS DEL FONACIDE	0	796,788,018	796,788,018	796,788,018	0	0	0	0	796,788,018	796,788,018	0	100.00 %	
343,023	SALDO INICIAL FONACIDE	0	796,788,018	796,788,018	796,788,018	0	0	0	0	796,788,018	796,788,018	0	100.00 %	
<b>TOTALES</b>		<b>4,841,533,790</b>	<b>2,266,734,494</b>	<b>7,108,368,284</b>	<b>4,297,259,594</b>	<b>455,092,375</b>	<b>117,028,181</b>	<b>631,180,192</b>	<b>34,729,233</b>	<b>1,238,029,981</b>	<b>5,535,289,575</b>	<b>5,535,289,575</b>	<b>1,573,078,709</b>	<b>77.87 %</b>



*Carla Cristina Gantiva Guano*  
Dirección de Administración y Finanzas  
Municipalidad de Raul A. Oviedo



*Manuel G. Rodríguez*  
Presidente Municipal  
Municipalidad de Raul A. Oviedo




### Ejecucion Presupuestaria Consolidado 2do. Cuatrimestre Ejercicio : 2017

Rubro	Descripción	PRESUPUESTO			OBLIGADO/PAGADO								Total Obligac. Pendiente	% Ejec.	
		Inicial	Modific.	Actual	Acumui. 1º Cuatr.	Mayo	Junio	Julio	Agosto	Total Cuatrimest.	Total Obligado	Saldo Presupuest			Total Pagado
1.000.00.000	GASTOS CORRIENTES	2,254,648,980	806,617,217	3,061,266,197	615,562,989	254,348,049	313,273,248	223,847,745	320,529,417	1,111,998,469	1,727,551,448	1,333,714,749	1,727,551,448	0	56.43 %
1.100.00.000	SERVICIOS PERSONALES	863,140,000	30,000,000	893,140,000	255,875,000	66,670,000	77,370,000	62,470,000	67,060,000	273,570,000	529,445,000	353,695,000	529,445,000	0	59.95 %
1.110.00.000	REMUNERACIONES BASICAS	501,900,000	0	501,900,000	136,150,000	38,300,000	52,050,000	37,350,000	41,350,000	169,050,000	305,200,000	196,700,000	305,200,000	0	60.80 %
1.111.30.001	SUELDOS	282,000,000	0	282,000,000	78,000,000	19,500,000	19,500,000	19,100,000	23,100,000	81,200,000	159,200,000	92,800,000	159,200,000	0	63.17 %
1.112.30.001	DIETAS	118,800,000	0	118,800,000	29,700,000	9,900,000	19,800,000	9,900,000	9,900,000	49,500,000	79,200,000	39,600,000	79,200,000	0	66.66 %
1.113.30.001	GASTOS DE REPRESENTACION	100,200,000	0	100,200,000	28,450,000	8,900,000	12,750,000	8,350,000	8,350,000	38,350,000	66,800,000	33,400,000	66,800,000	0	66.66 %
1.114.30.001	AGUINALDO	30,900,000	0	30,900,000	0	0	0	0	0	0	0	30,900,000	0	0	0.00 %
1.120.00.000	REMUNERACIONES TEMPORALES	20,000,000	10,000,000	30,000,000	9,000,000	3,000,000	3,000,000	3,000,000	3,500,000	12,500,000	21,500,000	8,500,000	21,500,000	0	71.65 %
1.123.30.001	REMUNERACIONES EXTRAORDINARIAS	20,000,000	10,000,000	30,000,000	9,000,000	3,000,000	3,000,000	3,000,000	3,500,000	12,500,000	21,500,000	8,500,000	21,500,000	0	71.66 %
1.130.00.000	ASIGNACIONES COMPLEMENTARIAS	17,640,000	0	17,640,000	3,810,000	1,270,000	1,270,000	1,270,000	2,860,000	6,670,000	10,480,000	7,160,000	10,480,000	0	59.41 %
1.134.30.001	APORTE JUBILATORIO DEL EMPLEADOR	17,640,000	0	17,640,000	3,810,000	1,270,000	1,270,000	1,270,000	2,860,000	6,670,000	10,480,000	7,160,000	10,480,000	0	59.41 %
1.135.30.001	BONIFICACIONES POR VENTAS	0	0	0	0	0	0	0	0	0	0	0	0	0	0.00 %
1.140.00.000	PERSONAL CONTRATADO	313,600,000	20,000,000	333,600,000	106,915,000	24,100,000	21,050,000	20,850,000	19,350,000	85,350,000	192,265,000	141,335,000	192,265,000	0	57.63 %
1.144.30.001	JORNDALES	158,400,000	0	158,400,000	57,815,000	10,700,000	11,450,000	10,450,000	10,450,000	43,050,000	100,865,000	57,535,000	100,865,000	0	63.67 %
1.144.30.011	JORNDALES	96,200,000	0	96,200,000	28,100,000	7,400,000	6,600,000	7,400,000	5,900,000	27,300,000	55,400,000	40,800,000	55,400,000	0	57.58 %
1.145.30.001	HONORARIOS PROFESIONALES	50,000,000	20,000,000	70,000,000	21,000,000	6,000,000	3,000,000	3,000,000	3,000,000	15,000,000	36,000,000	34,000,000	36,000,000	0	51.42 %
1.145.30.011	HONORARIOS PROFESIONALES	9,000,000	0	9,000,000	0	0	0	0	0	0	0	9,000,000	0	0	0.00 %
1.190.00.000	OTROS GASTOS	0	0	0	0	0	0	0	0	0	0	0	0	0	0.00 %
1.199.30.001	OTROS GASTOS DEL PERSONAL	0	0	0	0	0	0	0	0	0	0	0	0	0	0.00 %
1.200.00.000	SERVICIOS NO PERSONALES	293,394,873	85,000,000	378,394,873	111,389,381	46,130,455	40,265,674	49,869,503	29,297,571	165,563,203	276,952,584	101,442,289	276,952,584	0	73.19 %
1.210.00.000	SERVICIOS BASICOS	30,000,000	15,000,000	45,000,000	5,347,561	5,084,268	3,458,000	3,005,003	4,013,571	15,560,842	20,908,423	24,091,577	20,908,423	0	46.46 %
1.210.30.001	SERVICIOS BASICOS	30,000,000	15,000,000	45,000,000	5,347,561	5,084,268	3,458,000	3,005,003	4,013,571	15,560,842	20,908,423	24,091,577	20,908,423	0	46.46 %
1.230.00.000	PASAJES Y VIATICOS	30,000,000	30,000,000	60,000,000	9,777,000	3,755,300	2,660,500	3,820,000	3,588,000	13,823,800	23,600,800	36,399,200	23,600,800	0	39.33 %
1.230.30.001	PASAJES Y VIATICOS	30,000,000	30,000,000	60,000,000	9,777,000	3,755,300	2,660,500	3,820,000	3,588,000	13,823,800	23,600,800	36,399,200	23,600,800	0	39.33 %
1.240.00.000	GASTOS PISERV.DE ASEO MANT.Y REPARACIONE	58,394,873	0	58,394,873	18,899,450	10,247,000	7,462,000	13,809,500	6,919,000	38,437,500	57,336,950	1,057,923	57,336,950	0	98.18 %
1.240.30.001	GASTOS PISERV.DE ASEO MANT.Y REPARACIONE	41,394,873	0	41,394,873	18,899,450	10,247,000	6,188,000	5,512,500	520,000	22,467,500	41,366,950	27,923	41,366,950	0	99.93 %
1.240.30.008	GASTOS POR SERV.DE ASEO, MANT.Y REPARAC	17,000,000	0	17,000,000	0	0	1,274,000	8,297,000	6,399,000	15,970,000	15,970,000	1,030,000	15,970,000	0	93.94 %
1.260.00.000	SERVICIOS TECNICOS Y PROFESIONALES	95,000,000	0	95,000,000	22,026,500	7,183,437	4,650,000	9,550,000	11,789,000	33,152,437	55,178,937	39,821,063	55,178,937	0	58.08 %
1.260.30.001	SERVICIOS TECNICOS Y PROFESIONALES	39,000,000	0	39,000,000	12,982,500	2,554,485	4,650,000	5,050,000	5,670,000	17,924,485	30,906,985	8,093,015	30,906,985	0	79.24 %
1.260.30.007	SERVICIOS TECNICOS Y PROFESIONALES	6,000,000	0	6,000,000	3,000,000	2,628,952	0	0	0	2,628,952	5,628,952	371,048	5,628,952	0	93.81 %
1.260.30.011	SERVICIOS TECNICOS PROFESIONALES	50,000,000	0	50,000,000	6,044,000	2,000,000	0	4,500,000	6,099,000	12,589,000	18,643,000	31,357,000	18,643,000	0	37.28 %
1.270.00.000	SERVICIOS SOCIALES	40,000,000	30,000,000	70,000,000	34,951,850	9,550,000	12,489,162	11,567,000	1,420,000	35,026,162	69,978,012	21,988	69,978,012	0	98.96 %
1.270.30.001	SERVICIO SOCIAL	40,000,000	30,000,000	70,000,000	34,951,850	9,550,000	12,489,162	11,567,000	1,420,000	35,026,162	69,978,012	21,988	69,978,012	0	98.96 %
1.280.00.000	OTROS SERVICIOS EN GENERAL	40,000,000	10,000,000	50,000,000	20,387,000	10,310,450	9,546,012	8,118,000	1,588,000	29,562,462	49,949,462	50,538	49,949,462	0	98.89 %
1.280.30.001	SERVICIOS DE CEREMONIALES	40,000,000	10,000,000	50,000,000	20,387,000	10,310,450	9,546,012	8,118,000	1,588,000	29,562,462	49,949,462	50,538	49,949,462	0	98.89 %
1.300.00.000	BIENES DE CONSUMO E INSUMOS	298,487,088	352,580,812	651,067,900	134,633,650	104,333,830	16,341,770	86,997,500	17,239,610	322,912,710	400,954,500	291,521,540	359,546,360	0	55.22 %
1.320.00.000	TEXTILES Y VESTUARIOS	10,000,000	10,000,000	20,000,000	3,040,000	6,360,000	1,480,000	947,500	1,515,000	12,342,500	13,342,500	6,987,500	13,342,500	0	66.71 %

SECRETARÍA GENERAL  
Dpto. Contable y Finanzas  
Carolina Castro  
Municipalidad de Raúl A. Ovedo

SECRETARÍA GENERAL  
Dpto. Contable y Finanzas  
Carolina Castro  
Municipalidad de Raúl A. Ovedo




**Ejecucion Presupuestaria Consolidado 2do. Cuatrimestre**  
Ejercicio : 2017


Rubro	Descripción	PRESUPUESTO			Acumul. 1º Cuatr.	OBLIGADO/PAGADO					Total Cuatrimest.	Total Obligado	Saldo Presupuest.	Total Pagado	Obligac. Pendiente	% Ejec.
		Inicial	Modific.	Actual		Mayo	Junio	Julio	Agosto	Total						
1.320.30.001	TEXTILES Y VESTUARIOS	10,000,000	10,000,000	20,000,000	3,040,000	6,360,000	1,480,000	947,500	1,515,000	10,302,500	13,342,500	6,657,500	13,342,500	0	66.71 %	
1.330.00.000	PROD. DE PAPEL CARTON E IMPRESOS	20,000,000	0	20,000,000	2,475,000	6,113,250	321,750	0	1,600,000	8,035,000	10,510,000	9,490,000	10,510,000	0	52.55 %	
1.330.30.001	PROD. DE PAPEL CARTON E IMPRESOS	20,000,000	0	20,000,000	2,475,000	6,113,250	321,750	0	1,600,000	8,035,000	10,510,000	9,490,000	10,510,000	0	52.55 %	
1.340.00.000	BIENES DE CONSUMO DE OFICINA E INSUMOS	24,130,814	10,000,000	34,130,814	7,634,850	14,898,375	2,369,125	2,200,000	3,980,000	23,447,500	31,082,350	3,048,464	31,082,350	0	91.06 %	
1.340.30.001	BIENES DE CONSUMO DE OFICINA E INSUMOS	21,130,814	10,000,000	31,130,814	6,734,850	14,898,375	1,149,125	1,600,000	3,980,000	21,627,500	28,362,350	2,768,464	28,362,350	0	91.10 %	
1.340.30.007	BIENES DE CONSUMO DE OFIC. E INSUMOS	3,000,000	0	3,000,000	900,000	0	1,220,000	600,000	0	1,820,000	2,720,000	280,000	2,720,000	0	90.66 %	
1.360.00.000	COMBUSTIBLES Y LUBRICANTES	230,000,000	246,989,396	476,989,396	72,080,000	73,542,205	8,081,695	83,950,000	9,340,410	174,814,310	246,984,310	230,095,086	246,984,310	0	51.76 %	
1.360.30.001	COMBUSTIBLES Y LUBRICANTES	50,000,000	96,989,396	146,989,396	2,080,000	1,390,000	600,000	3,650,000	9,340,410	15,180,410	17,260,410	129,728,986	17,260,410	0	11.74 %	
1.360.30.011	COMBUSTIBLES Y LUBRICANTES	180,000,000	150,000,000	330,000,000	70,000,000	72,152,205	7,481,695	80,000,000	0	159,633,900	229,633,900	100,366,100	229,633,900	0	69.58 %	
1.390.00.000	OTROS BIENES DE CONSUMO	14,356,274	85,591,416	99,947,690	49,403,800	3,420,000	4,089,200	0	804,200	8,313,400	57,717,200	42,230,490	57,717,200	0	57.74 %	
1.390.30.001	OTROS BIENES DE CONSUMO	10,000,000	20,000,000	30,000,000	23,936,000	2,390,000	2,843,000	0	804,200	6,037,200	29,973,200	26,800	29,973,200	0	99.91 %	
1.390.30.007	OTROS BIENES DE CONSUMO	3,000,000	0	3,000,000	1,790,000	1,030,000	0	0	0	1,030,000	2,820,000	180,000	2,820,000	0	94.00 %	
1.390.30.011	OTROS BIENES DE CONSUMO	1,356,274	65,591,416	66,947,690	23,677,800	0	1,246,200	0	0	1,246,200	24,924,000	42,023,690	24,924,000	0	37.22 %	
1.400.00.000	BIENES DE CAMBIO	66,000,000	0	66,000,000	0	0	0	0	0	0	0	66,000,000	0	0	0.00 %	
1.410.00.000	BIENES E INSUMOS SECTOR AGROPEC.	0	0	0	0	0	0	0	0	0	0	0	0	0	0.00 %	
1.411.30.011	ANIMALES Y PRODUCTOS PECUARIOS	0	0	0	0	0	0	0	0	0	0	0	0	0	0.00 %	
1.450.00.000	TIERRAS, TERRENOS Y EDIFICACIONES	66,000,000	0	66,000,000	0	0	0	0	0	0	0	66,000,000	0	0	0.00 %	
1.450.30.011	TIERRAS, TERRENOS Y EDIFICACIONES	66,000,000	0	66,000,000	0	0	0	0	0	0	0	66,000,000	0	0	0.00 %	
1.800.00.000	TRANSFERENCIAS	713,627,019	339,036,405	1,052,663,424	113,654,958	37,213,764	179,295,804	24,510,742	206,932,236	447,952,546	561,607,504	491,055,920	561,607,504	0	53.35 %	
1.830.00.000	OTRAS TRANSF. CORR. AL SECTOR PUBLICO	164,730,000	20,000,000	184,730,000	61,591,958	7,107,664	23,674,406	0	59,008,588	89,790,558	151,382,616	33,347,384	151,382,616	0	81.94 %	
1.831.30.001	CONSEJO DISTRITAL DE SALUD	45,500,000	0	45,500,000	30,000,000	0	20,000,000	0	15,000,000	35,000,000	65,000,000	65,000,000	65,000,000	0	100.00 %	
1.833.30.001	TRANSF. A MUNIC. DE MENORES RECURSOS	58,500,000	0	58,500,000	15,795,979	3,112,631	1,837,203	0	22,004,294	26,954,128	42,750,107	15,749,893	42,750,107	0	73.07 %	
1.834.30.001	TRANSF. A GOBIERNOS DEPARTAMENTALES	58,500,000	0	58,500,000	15,795,979	3,112,631	1,837,203	0	22,004,294	26,954,128	42,750,107	15,749,893	42,750,107	0	73.07 %	
1.835.30.001	TRANSF. LEY 5513/15 SNC	2,730,000	0	2,730,000	0	882,402	0	0	0	882,402	882,402	1,847,596	882,402	0	32.32 %	
1.840.00.000	TRANSF. CORR. AL SECTOR PRIVADO	548,897,019	319,036,405	867,933,424	52,063,000	30,106,100	155,621,398	24,510,742	147,923,648	358,161,888	410,224,888	457,708,536	410,224,888	0	47.26 %	
1.841.30.001	BECAS	10,000,000	20,000,000	30,000,000	0	15,000,000	0	0	0	15,000,000	15,000,000	15,000,000	15,000,000	0	50.00 %	
1.842.30.001	APORTE A ENT. EDUCATIVAS E INST. SFINES	20,000,000	20,000,000	40,000,000	19,070,000	3,641,000	4,500,000	6,000,000	3,500,000	17,641,000	36,711,000	3,289,000	36,711,000	0	91.77 %	
1.845.30.001	INDENIZACIONES	60,000,000	0	60,000,000	0	0	0	0	0	0	60,000,000	60,000,000	0	0.00 %		
1.846.30.001	SUBSID Y ASIST. A PERS./FAMILIAS SECT PR	20,000,000	20,000,000	40,000,000	14,393,000	0	0	0	5,724,000	5,724,000	20,117,000	19,893,000	20,117,000	0	50.29 %	
1.848.30.003	TRANSF. PARA COMPLEMENTO NUTRICIONAL	368,897,019	239,036,405	607,933,424	0	0	0	0	138,699,648	281,155,788	326,777,636	281,155,788	281,155,788	0	46.24 %	
1.849.30.001	OPACI	30,000,000	0	30,000,000	1,600,000	2,400,000	10,200,000	0	0	12,600,000	14,200,000	15,800,000	14,200,000	0	47.33 %	
1.849.30.003	OTRAS ENT. SFINES DE LUCRO	40,000,000	20,000,000	60,000,000	17,000,000	9,065,100	10,576,000	6,400,000	0	26,041,100	43,041,100	16,958,900	43,041,100	0	71.73 %	
1.900.00.000	OTROS GASTOS	30,000,000	0	30,000,000	0	0	0	0	0	0	0	30,000,000	0	0	0.00 %	
1.910.00.000	PAGO DE IMPUESTOS, TASAS Y GASTOS JUDICI	30,000,000	0	30,000,000	0	0	0	0	0	0	0	30,000,000	0	0	0.00 %	
1.915.30.001	GASTOS JUDICIALES	30,000,000	0	30,000,000	0	0	0	0	0	0	0	30,000,000	0	0	0.00 %	
1.960.00.000	DEUDA PEND. DE PAGO G.C.TES. EJERC. ANTERIO	0	0	0	0	0	0	0	0	0	0	0	0	0	0.00 %	
1.960.30.000	DEUDAS PENDIENTES DE PAGO	0	0	0	0	0	0	0	0	0	0	0	0	0	0.00 %	



Intendencia Municipal  
Dirección de Admin. y Finanzas  
Municipalidad de Raul A. Oviedo





Intendencia Municipal  
Municipalidad de Raul A. Oviedo




**Ejecucion Presupuestaria Consolidado 2do. Cuatrimestre**  
Ejercicio : 2017

Rubro	Descripción	PRESUPUESTO			OBLIGADO/PAGADO			Total Cuatrimest.	Total Obligado	Saldo Presupuest.	Total Pagado	Obligac. Pendiente	% Ejec.	
		Inicial	Modific.	Actual	1º Cuatr.	Mayo	Junio							Julio
1.960.30.001	DEUDAS PENDIENTES	0	0	0	0	0	0	0	0	0	0	0	0.00 %	
2.000.00.000	GASTOS DE CAPITAL	2,596,984,810	1,460,117,277	4,047,102,087	434,122,690	343,815,854	225,680,231	246,630,725	269,553,668	1,085,680,478	1,519,803,168	2,527,296,919	1,519,803,168	37.55 %
2.500.00.000	INVERSION FISICA	2,356,984,810	1,460,117,277	3,817,102,087	386,122,690	311,815,854	163,680,231	230,630,725	248,203,668	954,330,478	1,340,453,168	2,476,648,919	1,340,453,168	35.11 %
2.520.00.000	CONSTRUCCIONES	1,625,984,810	845,117,277	2,471,102,087	267,491,690	23,548,005	61,750,000	100,601,725	88,389,900	274,289,630	541,781,320	1,929,320,767	541,781,320	21.92 %
2.520.30.011	CONSTRUCCIONES	765,225,098	377,365,664	1,082,590,762	5,999,999	9,500,000	61,750,000	100,601,725	88,389,900	260,241,624	266,241,624	816,349,138	266,241,624	24.59 %
2.521.30.003	CONSTRUCCIONES DE OBRAS DE USO PUBLICO	245,931,346	129,387,604	375,288,950	0	0	0	0	0	0	0	375,288,950	0	0.00 %
2.522.30.003	CONSTRUCCIONES DE OBRAS DE USO INSTITUCI	614,828,366	398,394,009	1,013,222,375	261,491,691	14,048,005	0	0	0	14,048,005	275,539,696	737,682,679	275,539,696	27.19 %
2.530.30.000	EQUIPOS Y HERRAMIENTAS MAYORES	320,000,000	545,000,000	865,000,000	0	250,000,000	42,455,500	72,300,000	133,232,500	497,988,000	497,988,000	367,012,000	497,988,000	57.57 %
2.530.30.011	ADQ. DE MAQUIN. EQUIPOS Y HERRAM. MAYORE	320,000,000	545,000,000	865,000,000	0	250,000,000	42,455,500	72,300,000	133,232,500	497,988,000	497,988,000	367,012,000	497,988,000	57.57 %
2.540.00.000	ADQ. DE EQUIPOS DE OFICINA Y COMPUTACION	55,000,000	70,000,000	125,000,000	30,282,500	26,557,849	1,985,281	3,830,000	3,447,000	35,820,130	66,102,630	58,897,370	66,102,630	52.38 %
2.540.30.001	ADQ. DE EQUIPOS DE OFIC. Y COMPUTACION	0	40,000,000	40,000,000	19,120,000	0	0	0	0	0	19,120,000	20,880,000	19,120,000	47.80 %
2.540.30.003	ADQ. DE EQUIPOS DE OFIC. Y COMPUTACION	0	30,000,000	30,000,000	0	0	0	0	0	0	0	30,000,000	0	0.00 %
2.540.30.011	ADQ. DE EQUIPOS DE OFICINA Y COMPUTACION	55,000,000	0	55,000,000	11,162,500	26,557,849	1,985,281	3,830,000	3,447,000	35,820,130	46,982,630	8,017,370	46,982,630	85.42 %
2.580.00.000	ESTUDIOS Y PROYECTOS DE INVERSION	140,000,000	0	140,000,000	0	10,000,000	0	35,000,000	5,000,000	50,000,000	50,000,000	90,000,000	50,000,000	35.71 %
2.580.30.011	OTROS GROS. DE INVERSION Y REP. MAYOR	140,000,000	0	140,000,000	0	10,000,000	0	35,000,000	5,000,000	50,000,000	50,000,000	90,000,000	50,000,000	35.71 %
2.590.00.000	OTROS GASTOS DE INVERSION Y REP. MAYORES	216,000,000	0	216,000,000	88,348,500	1,710,000	57,489,450	18,899,000	18,134,268	96,232,718	184,581,218	31,418,782	184,581,218	85.45 %
2.590.30.007	OTROS GASTOS DE INVERSION Y REP. MAYORES	48,000,000	0	48,000,000	38,348,500	0	0	0	2,385,000	2,385,000	40,713,500	7,286,500	40,713,500	84.81 %
2.590.30.008	OTROS GASTOS DE INVERSION Y REP. MAYORES	68,000,000	0	68,000,000	0	1,710,000	0	0	2,385,000	2,385,000	40,713,500	7,286,500	40,713,500	71.93 %
2.590.30.011	OTROS GASTOS DE INVERSION Y REP. MAYORES	100,000,000	0	100,000,000	50,000,000	0	44,953,450	18,899,000	15,769,268	48,914,268	48,914,268	19,085,732	48,914,268	94.95 %
2.800.00.000	TRANSFERENCIAS	230,000,000	0	230,000,000	48,000,000	32,000,000	62,000,000	16,000,000	21,350,000	131,350,000	179,350,000	50,650,000	179,350,000	77.97 %
2.890.00.000	TRANSF. DE CAP. AL SECTOR PRIV. VARIAS	230,000,000	0	230,000,000	48,000,000	32,000,000	62,000,000	16,000,000	21,350,000	131,350,000	179,350,000	50,650,000	179,350,000	77.97 %
2.899.30.011	TRANSF. DE CAP. AL SECTOR PRIV. VARIAS	230,000,000	0	230,000,000	48,000,000	32,000,000	62,000,000	16,000,000	21,350,000	131,350,000	179,350,000	50,650,000	179,350,000	77.97 %
9.999.99.9	TOTALES	4,841,633,790	2,266,734,494	7,108,368,284	1,049,675,679	598,163,903	538,953,479	470,478,470	590,083,085	2,197,678,837	3,247,354,616	3,861,013,668	3,247,354,616	45.68 %

  
Cecilia Contreras González (Actuaria)  
Dirección de Admón. y Finanzas  
Municipalidad de Raul A. Ovedo

  
Cecilia Contreras González (Actuaria)  
Municipalidad de Raul A. Ovedo



# Municipalidad de Raul Arsenio Oviedo

7 de Octubre y Sinfonano Bogarin - Tel.: 0528 222871

R U C: 80020947-8

## Ejecucion Presupuestaria 2do. Cuatrimestre


Ejercicio : 2017

Tipo Presupuesto : ACTIVIDADES CENTRALES  
Programa : CONDUCCION SUPERIOR  
Unidad Responsable : JUNTA MUNICIPAL

Fecha : 12/12/2017

Página: 1


Rubro	Descripción	P R E S U P U E S T O			Acumul. 1º Cuatr.	O B L I G A D O / P A G A D O					Total Cuatrimest.	Total Obl./Pagado	Saldo Presupuest.	Total Pagado	Obligac. Pendiente	% Ejec.
		Inicial	Modific.	Actual		Mayo	Junio	Julio	Agosto	Total						
1.000,00,000	GASTOS CORRIENTES	212,800,000	1,300,000	214,100,000	52,550,000	17,400,000	31,150,000	14,850,000	18,850,000	82,250,000	134,800,000	79,300,000	134,800,000	0	62.96%	
1.100,00,000	SERVICIOS PERSONALES	212,800,000	1,300,000	214,100,000	52,550,000	17,400,000	31,150,000	14,850,000	18,850,000	82,250,000	134,800,000	79,300,000	134,800,000	0	62.96%	
1.110,00,000	REMUNERACIONES BASICAS	212,800,000	1,300,000	214,100,000	52,550,000	17,400,000	31,150,000	14,850,000	18,850,000	82,250,000	134,800,000	79,300,000	134,800,000	0	62.96%	
1.111,30,001	SUELDOS	22,800,000	1,200,000	24,000,000	8,000,000	2,000,000	2,000,000	0	4,000,000	8,000,000	16,000,000	8,000,000	16,000,000	0	66.66%	
1.112,30,001	DIETAS	118,800,000	0	118,800,000	29,700,000	9,900,000	19,800,000	9,900,000	9,900,000	49,500,000	79,200,000	39,600,000	79,200,000	0	66.66%	
1.113,30,001	GASTOS DE REPRESENTACION	59,400,000	0	59,400,000	14,850,000	5,500,000	9,350,000	4,950,000	4,950,000	24,750,000	39,600,000	19,800,000	39,600,000	0	66.66%	
1.114,30,001	AGUINALDO	11,800,000	100,000	11,900,000	0	0	0	0	0	0	0	11,900,000	0	0	0.00%	
<b>TOTALES</b>		<b>212,800,000</b>	<b>1,300,000</b>	<b>214,100,000</b>	<b>52,550,000</b>	<b>17,400,000</b>	<b>31,150,000</b>	<b>14,850,000</b>	<b>18,850,000</b>	<b>82,250,000</b>	<b>134,800,000</b>	<b>79,300,000</b>	<b>134,800,000</b>	<b>0</b>	<b>62.96%</b>	



*[Signature]*  
Dpto. Caguazá  
Dirección de Admin. y Finanzas  
Municipalidad de Raul A. Oviedo



*[Signature]*  
Junta Municipal  
Municipalidad de Raul A. Oviedo



# Municipalidad de Raul Arsenio Oviedo

7 de Octubre y Sinfoniano Bogarin - Tel.: 0528 222871

R.U.C.: 80020947-8

## Ejecucion Presupuestaria 2do. Cuatrimestre

Ejercicio : 2017

Tipo Presupuesto : ACTIVIDADES CENTRALES

Programa : CONDUCCION SUPERIOR

Unidad Responsable : INTENDENCIA MUNICIPAL

Fecha : 12/12/2017


Página : 2

Rubro	Descripción	P R E S U P U E S T O			O B L I G A D O / P A G A D O			Total		Total		Saldo Presupuest.	Pagado	Obligac. Pendiente	% Eiec.
		Inicial	Modific.	Actual	1º Cuatr.	Mayo	Junio	Julio	Agosto	Cuatrimest.	Obl./Pagado				
1.000.000.000	GASTOS CORRIENTES	1.270.395,687	350.689,396	1.621.085,083	435.181,189	155.395,844	136.449,955	104.987,003	150.990,769	547.813,571	982.994,760	638.090,323	982.994,760	0	60,63 %
1.100.000.000	SERVICIOS PERSONALES	535.140,000	28.700,000	563.840,000	175.225,000	41.870,000	39.620,000	40.220,000	42.310,000	164.020,000	339.245,000	224.595,000	339.245,000	0	60,16 %
1.110.000.000	REMUNERACIONES BASICAS	289.100,000	-1.300,000	287.800,000	83.600,000	20.900,000	20.900,000	22.500,000	22.500,000	86.800,000	170.400,000	117.400,000	170.400,000	0	59,20 %
1.111.30.001	SUELDOS	229.200,000	-1.200,000	228.000,000	70.000,000	17.500,000	17.500,000	19.100,000	19.100,000	73.200,000	143.200,000	84.800,000	143.200,000	0	62,80 %
1.113.30.001	GASTOS DE REPRESENTACION	40.800,000	0	40.800,000	13.600,000	3.400,000	3.400,000	3.400,000	3.400,000	13.600,000	27.200,000	13.600,000	27.200,000	0	66,66 %
1.114.30.001	AGUINALDO	19.100,000	-100,000	19.000,000	0	0	0	0	0	0	0	19.000,000	0	0	0,00 %
1.120.000.000	REMUNERACIONES TEMPORALES	20.000,000	10.000,000	30.000,000	9.000,000	3.000,000	3.000,000	3.000,000	3.500,000	12.500,000	21.500,000	8.500,000	21.500,000	0	71,66 %
1.123.30.001	REMUNERACIONES EXTRAORDINARIAS	20.000,000	10.000,000	30.000,000	9.000,000	3.000,000	3.000,000	3.000,000	3.500,000	12.500,000	21.500,000	8.500,000	21.500,000	0	71,66 %
1.130.000.000	ASIGNACIONES COMPLEMENTARIAS	17.640,000	0	17.640,000	3.810,000	1.270,000	1.270,000	1.270,000	2.860,000	6.670,000	10.480,000	7.160,000	10.480,000	0	59,41 %
1.134.30.001	APORTE JUBILATORIO DEL EMPLEADOR	17.640,000	0	17.640,000	3.810,000	1.270,000	1.270,000	1.270,000	2.860,000	6.670,000	10.480,000	7.160,000	10.480,000	0	59,41 %
1.135.30.001	BONIFICACIONES POR VENTAS	0	0	0	0	0	0	0	0	0	0	0	0	0	0,00 %
1.140.000.000	PERSONAL CONTRATADO	208.400,000	20.000,000	228.400,000	78.815,000	16.700,000	14.450,000	13.450,000	13.450,000	58.050,000	136.865,000	91.535,000	136.865,000	0	59,92 %
1.144.30.001	JORNALES	158.400,000	0	158.400,000	57.815,000	10.700,000	11.450,000	10.450,000	10.450,000	43.050,000	100.865,000	57.535,000	100.865,000	0	63,67 %
1.145.30.001	HONORARIOS PROFESIONALES	50.000,000	20.000,000	70.000,000	21.000,000	6.000,000	3.000,000	3.000,000	3.000,000	15.000,000	36.000,000	34.000,000	36.000,000	0	51,42 %
1.190.000.000	OTROS GASTOS	0	0	0	0	0	0	0	0	0	0	0	0	0	0,00 %
1.199.30.001	OTROS GASTOS DEL PERSONAL	0	0	0	0	0	0	0	0	0	0	0	0	0	0,00 %
1.200.000.000	SERVICIOS NO PERSONALES	243.394,873	85.000,000	328.394,873	105.345,381	44.130,455	40.265,674	45.369,503	23.198,571	152.964,203	258.309,584	70.085,289	258.309,584	0	78,65 %
1.210.000.000	SERVICIOS BASICOS	30.000,000	15.000,000	45.000,000	5.347,581	5.084,268	3.458,000	3.005,003	4.013,571	15.560,842	20.908,423	24.091,577	20.908,423	0	46,46 %
1.210.30.001	SERVICIOS BASICOS	30.000,000	15.000,000	45.000,000	5.347,581	5.084,268	3.458,000	3.005,003	4.013,571	15.560,842	20.908,423	24.091,577	20.908,423	0	46,46 %
1.230.000.000	PASAJES Y VIATICOS	30.000,000	30.000,000	60.000,000	9.777,000	3.755,300	2.660,500	3.820,000	3.588,000	13.823,800	23.600,800	36.399,200	23.600,800	0	39,33 %
1.230.30.001	PASAJES Y VIATICOS	30.000,000	30.000,000	60.000,000	9.777,000	3.755,300	2.660,500	3.820,000	3.588,000	13.823,800	23.600,800	36.399,200	23.600,800	0	39,33 %
1.240.000.000	GASTOS P/SERV.DE ASEO MANT.Y REPARACIONE	58.394,873	0	58.394,873	18.899,450	10.247,000	7.462,000	13.809,500	6.919,000	38.437,500	57.336,950	1.057,923	57.336,950	0	98,18 %
1.240.30.001	GASTOS P/SERV.DE ASEO MANT.Y REPARACIONE	41.394,873	0	41.394,873	18.899,450	10.247,000	6.188,000	5.512,500	520,000	22.467,500	41.366,950	27,923	41.366,950	0	99,93 %
1.240.30.008	GASTOS POR SEV.DE ASEO, MANT.Y REPARAC	17.000,000	0	17.000,000	0	0	1.274,000	8.297,000	6.399,000	15.970,000	15.970,000	1.030,000	15.970,000	0	93,94 %
1.260.000.000	SERVICIOS TECNICOS Y PROFESIONALES	45.000,000	0	45.000,000	15.982,500	5.183,437	4.650,000	5.050,000	5.670,000	20.553,437	36.535,937	8.464,063	36.535,937	0	81,19 %
1.260.30.001	SERVICIOS TECNICOS Y PROFESIONALES	39.000,000	0	39.000,000	12.982,500	2.554,485	4.650,000	5.050,000	5.670,000	17.924,485	30.906,985	8.093,015	30.906,985	0	79,24 %
1.260.30.007	SERVICIOS TECNICOS Y PROFESIONALES	6.000,000	0	6.000,000	3.000,000	2.628,952	0	0	0	2.628,952	5.628,952	371,048	5.628,952	0	93,81 %
1.270.000.000	SERVICIO SOCIAL	40.000,000	30.000,000	70.000,000	34.951,850	9.550,000	12.489,162	11.567,000	1.420,000	35.026,162	69.978,012	21,988	69.978,012	0	99,96 %
1.280.000.000	OTROS SERVICIOS EN GENERAL	40.000,000	10.000,000	50.000,000	20.387,000	10.310,450	9.546,012	8.118,000	1.588,000	29.562,462	49.949,462	50,538	49.949,462	0	99,89 %
1.280.30.001	SERVICIOS DE CEREEMONIAL	40.000,000	10.000,000	50.000,000	20.387,000	10.310,450	9.546,012	8.118,000	1.588,000	29.562,462	49.949,462	50,538	49.949,462	0	99,89 %
1.300.000.000	BIENES DE CONSUMO E INSUMOS	117.130,814	136.989,396	254.120,210	40.955,850	32.181,625	7.613,875	6.997,500	17.239,610	64.032,610	104.988,460	149,131,750	104.988,460	0	41,31 %
1.320.000.000	TEXTILES Y VESTIARIOS	10.000,000	10.000,000	20.000,000	3.040,000	6.360,000	1.480,000	947,500	1.515,000	10.302,500	13.342,500	6,657,500	13.342,500	0	66,71 %
1.320.30.001	TEXTILES Y VESTIARIOS	10.000,000	10.000,000	20.000,000	3.040,000	6.360,000	1.480,000	947,500	1.515,000	10.302,500	13.342,500	6,657,500	13.342,500	0	66,71 %
1.330.000.000	PROD. DE PAPEL, CARTON E IMPRESOS	20.000,000	0	20.000,000	2.475,000	6.113,250	321,750	0	1.600,000	8.035,000	10.510,000	9,490,000	10.510,000	0	52,55 %
1.330.30.001	PROD. DE PAPEL, CARTON E IMPRESOS	20.000,000	0	20.000,000	2.475,000	6.113,250	321,750	0	1.600,000	8.035,000	10.510,000	9,490,000	10.510,000	0	52,55 %

  
 Intendente Municipal  
 Dirección de Administr. y Finanzas  
 Municipalidad de Raul A. Oviedo

  
 Intendencia Municipal  
 Municipalidad de Raul A. Oviedo





# Municipalidad de Raul Arsenio Oviedo

7 de Octubre y Sinfonano Bogarin - Tel.: 0528 222871

R U C: 80020947-8

## Ejecucion Presupuestaria 2do. Cuatrimestre

Ejercicio : 2017

Tipo Presupuesto : ACTIVIDADES CENTRALES  
Programa : CONDUCCION SUPERIOR  
Unidad Responsable : INTENDENCIA MUNICIPAL

Fecha : 12/12/2017

Página : 3


Rubro	Descripción	P R E S U P U E S T O		Acumul. 1º Cuatr.	OBLIGADO/PAGADO			Total Cuatrimest.	Total Obl./Pagado	Saldo Presupuest.	Total Pagado	Obligac. Pendiente	% Eiec.
		Inicial	Modific.		Actual	Mayo	Junio						
1.340.00.000	BIENES DE CONSUMO DE OFICINA E INSUMOS	24,130,814	10,000,000	34,130,814	14,898,375	2,569,125	2,200,000	3,980,000	23,447,500	31,082,350	3,048,464	0	91.06%
1.340.30.001	BIENES DE CONSUMO DE OFICINA E INSUMOS	21,130,814	10,000,000	31,130,814	14,988,375	1,149,125	1,600,000	3,980,000	21,627,500	28,362,350	2,768,464	0	91.10%
1.340.30.007	BIENES DE CONSUMO DE OFIC. E INSUMOS	3,000,000	0	3,000,000	0	1,220,000	600,000	0	1,820,000	2,720,000	280,000	0	90.66%
1.360.00.000	COMBUSTIBLES Y LUBRICANTES	50,000,000	96,989,396	146,989,396	1,390,000	600,000	3,850,000	9,340,410	15,180,410	17,260,410	129,728,986	0	11.74%
1.360.30.001	COMBUSTIBLES Y LUBRICANTES	50,000,000	96,989,396	146,989,396	1,390,000	600,000	3,850,000	9,340,410	15,180,410	17,260,410	129,728,986	0	11.74%
1.390.00.000	OTROS BIENES DE CONSUMO	13,000,000	20,000,000	33,000,000	3,420,000	2,843,000	0	804,200	7,067,200	32,793,200	206,800	0	99.37%
1.390.30.001	OTROS BIENES DE CONSUMO	10,000,000	20,000,000	30,000,000	2,390,000	2,843,000	0	804,200	6,037,200	29,973,200	26,800	0	99.91%
1.390.30.007	OTROS BIENES DE CONSUMO	3,000,000	0	3,000,000	1,030,000	0	0	0	1,030,000	2,820,000	180,000	0	94.00%
1.800.00.000	TRANSFERENCIAS	344,730,000	100,000,000	444,730,000	37,213,764	48,950,406	12,400,000	68,232,588	166,796,758	280,451,716	164,278,284	0	63.06%
1.830.00.000	OTRAS TRANSF. CORR. AL SECTOR PUBLICO	164,730,000	20,000,000	184,730,000	7,107,664	23,674,406	0	59,008,588	89,790,658	151,382,616	33,347,384	0	81.94%
1.831.30.001	CONSEJO DISTRITAL DE SALUD	45,000,000	20,000,000	65,000,000	0	20,000,000	0	15,000,000	35,000,000	65,000,000	0	0	100.00%
1.833.30.001	TRANSF. A MUNIC. DE MENORES RECURSOS	58,500,000	0	58,500,000	3,112,631	1,837,203	0	22,004,294	26,954,128	42,750,107	15,749,893	0	73.07%
1.834.30.001	TRANSF. A GOBIERNOS DEPARTAMENTALES	58,500,000	0	58,500,000	3,112,631	1,837,203	0	22,004,294	26,954,128	42,750,107	15,749,893	0	73.07%
1.835.30.001	TRANSF. LEY 5513/15 SNC	2,730,000	0	2,730,000	882,402	0	0	0	882,402	882,402	1,847,598	0	32.32%
1.840.00.000	TRANSF. CORR. AL SECTOR PRIVADO	180,000,000	80,000,000	260,000,000	30,106,100	25,276,000	12,400,000	9,224,000	77,006,100	129,069,100	130,930,900	0	49.64%
1.841.30.001	BEGAS	10,000,000	20,000,000	30,000,000	15,000,000	0	0	0	15,000,000	15,000,000	15,000,000	0	50.00%
1.842.30.001	ABORTE A ENT. EDUCATIVAS E INST. FINES	20,000,000	20,000,000	40,000,000	3,641,000	4,500,000	6,000,000	3,500,000	17,641,000	36,711,000	36,711,000	0	91.77%
1.845.30.001	INDEMNIZACIONES	60,000,000	0	60,000,000	0	0	0	0	5,724,000	20,117,000	19,883,000	0	50.29%
1.846.30.001	SUBSID Y ASIST. A PERS. FAMILIAS SECT PR	20,000,000	20,000,000	40,000,000	0	0	0	0	12,600,000	14,200,000	14,200,000	0	47.33%
1.849.30.001	OPACI	30,000,000	0	30,000,000	2,400,000	10,200,000	0	0	12,600,000	43,041,100	16,958,900	0	71.73%
1.849.30.003	OTRAS ENT. FINES DE LUCRO	40,000,000	20,000,000	60,000,000	9,065,100	10,576,000	6,400,000	0	26,041,100	43,041,100	43,041,100	0	100.00%
1.900.00.000	OTROS GASTOS	30,000,000	0	30,000,000	0	0	0	0	0	30,000,000	0	0	0.00%
1.910.00.000	PAGO DE IMPUESTOS, TASAS Y GASTOS JUDICI	30,000,000	0	30,000,000	0	0	0	0	0	30,000,000	0	0	0.00%
1.915.30.001	GASTOS JUDICIALES	30,000,000	0	30,000,000	0	0	0	0	0	30,000,000	0	0	0.00%
1.960.00.000	DEUDA PEND DE PAGO G.CTES. EJERC. ANTERIO	0	0	0	0	0	0	0	0	0	0	0	0.00%
1.960.30.000	DEUDAS PENDIENTES DE PAGO	0	0	0	0	0	0	0	0	0	0	0	0.00%
1.960.30.001	DEUDAS PENDIENTES	0	0	0	0	0	0	0	0	0	0	0	0.00%
2.000.00.000	GASTOS DE CAPITAL	116,000,000	40,000,000	156,000,000	1,710,000	12,536,000	18,899,000	18,134,268	51,279,268	108,747,768	47,252,232	0	69.71%
2.500.00.000	INVERSION FISICA	116,000,000	40,000,000	156,000,000	1,710,000	12,536,000	18,899,000	18,134,268	51,279,268	108,747,768	47,252,232	0	69.71%
2.540.00.000	ADQ. DE EQUIPOS DE OFIC. Y COMPUTACION	0	40,000,000	40,000,000	0	0	0	0	0	19,120,000	20,880,000	0	47.80%
2.540.30.001	ADQ. DE EQUIPOS DE OFIC. Y COMPUTACION	0	40,000,000	40,000,000	0	0	0	0	0	19,120,000	20,880,000	0	47.80%
2.590.00.000	OTROS GTO. DE INVERSION Y REP. MAYOR	116,000,000	0	116,000,000	1,710,000	12,536,000	18,899,000	18,134,268	51,279,268	108,747,768	26,372,232	0	77.26%
2.590.30.007	OTROS GASTOS DE INVERSION Y REP. MAYORES	48,000,000	0	48,000,000	0	0	0	0	0	7,286,500	89,627,768	0	84.81%
2.590.30.008	OTROS GASTOS DE INVERSION Y REP. MAYORES	68,000,000	0	68,000,000	1,710,000	12,536,000	18,899,000	18,134,268	48,914,268	19,085,732	48,914,268	0	71.93%



Director de Administración y Finanzas  
Municipalidad de Raul A. Oviedo



Intendente Municipal  
Municipalidad de Raul A. Oviedo



# Municipalidad de Raul Arsenio Oviedo

7 de Octubre y Sinfoniano Bogarín - Tel.: 0528 222871


R U C: 80020947-8


## Ejecucion Presupuestaria 2do. Cuatrimestre

Ejercicio : 2017

Tipo Presupuesto : ACTIVIDADES CENTRALES  
 Programa : CONDUCCION SUPERIOR  
 Unidad Responsable : INTENDENCIA MUNICIPAL

Rubro	Descripción	P R E S U P U E S T O		Actual	Acumul. 1º Cuatr.	OBLIGADO/PAGADO				Total Cuatrimest.	Total Obl./Pagado	Saldo Presupuest.	Total Pagado	Obligac. Pendiente	% Ejec.
		Inicial	Modific.			Mayo	Junio	Julio	Agosto						
TOTALES		1.386,395,687	390,689,396	1,777,085,083	492,649,689	157,105,844	148,985,955	123,886,003	169,115,037	599,092,839	1,091,742,528	685,342,555	1,091,742,528	0	61,86

  
 Intendente Municipal  
 Municipalidad de Raul A. Oviedo


  
 Intendente Municipal  
 Municipalidad de Raul A. Oviedo



### Ejecucion Presupuestaria 2do. Cuatrimestre Ejercicio : 2017

Tipo Presupuesto : PROGRAMAS DE ACCION  
Programa : LEY 1309/98 ROYALTIES Y COMPEN  
Unidad Responsable : DESARROLLO MUNICIPAL


Rubro	Descripcion	P R E S U P U E S T O			O B L I G A D O / P A G A D O								Obligac. Pendiente	% Ejec.	
		Inicial	Modific.	Actual	Acumul. 1º Cuatr.	Mayo	Junio	Julio	Agosto	Total Cuatrimest.	Total Obl./Pagado	Saldo Presupuest.			Total Pagado
1.000.00.000	GASTOS CORRIENTES	402,556,274	215,591,416	618,147,690	127,821,800	81,552,205	15,327,895	91,900,000	11,999,000	200,779,100	328,600,900	289,546,790	328,600,900	0	53.15%
1.100.00.000	SERVICIOS PERSONALES	105,200,000	0	105,200,000	28,100,000	7,400,000	6,600,000	7,400,000	5,900,000	27,300,000	55,400,000	49,800,000	55,400,000	0	52.66%
1.140.00.000	PERSONAL CONTRATADO	105,200,000	0	105,200,000	28,100,000	7,400,000	6,600,000	7,400,000	5,900,000	27,300,000	55,400,000	49,800,000	55,400,000	0	52.66%
1.144.30.011	JORNALES	96,200,000	0	96,200,000	28,100,000	7,400,000	6,600,000	7,400,000	5,900,000	27,300,000	55,400,000	40,800,000	55,400,000	0	57.58%
1.145.30.011	HONORARIOS PROFESIONALES	9,000,000	0	9,000,000	0	0	0	0	0	0	0	9,000,000	0	0	0.00%
1.200.00.000	SERVICIOS NO PERSONALES	50,000,000	0	50,000,000	6,044,000	2,000,000	0	4,500,000	6,099,000	12,599,000	18,643,000	31,357,000	18,643,000	0	37.28%
1.260.00.000	SERVICIOS TECNICOS PROFESIONALES	50,000,000	0	50,000,000	6,044,000	2,000,000	0	4,500,000	6,099,000	12,599,000	18,643,000	31,357,000	18,643,000	0	37.28%
1.260.00.000	SERVICIOS TECNICOS PROFESIONALES	50,000,000	0	50,000,000	6,044,000	2,000,000	0	4,500,000	6,099,000	12,599,000	18,643,000	31,357,000	18,643,000	0	37.28%
1.260.00.000	SERVICIOS TECNICOS PROFESIONALES	50,000,000	0	50,000,000	6,044,000	2,000,000	0	4,500,000	6,099,000	12,599,000	18,643,000	31,357,000	18,643,000	0	37.28%
1.260.00.000	SERVICIOS TECNICOS PROFESIONALES	50,000,000	0	50,000,000	6,044,000	2,000,000	0	4,500,000	6,099,000	12,599,000	18,643,000	31,357,000	18,643,000	0	37.28%
1.260.00.000	SERVICIOS TECNICOS PROFESIONALES	50,000,000	0	50,000,000	6,044,000	2,000,000	0	4,500,000	6,099,000	12,599,000	18,643,000	31,357,000	18,643,000	0	37.28%
1.300.00.000	BIENES DE CONSUMO E INSUMO	181,356,274	215,591,416	396,947,690	93,677,800	72,152,205	8,727,895	80,000,000	0	160,880,100	254,557,900	142,389,790	254,557,900	0	64.12%
1.360.00.000	COMBUSTIBLES Y LUBRICANTES	180,000,000	150,000,000	330,000,000	70,000,000	72,152,205	7,481,695	80,000,000	0	159,633,900	229,633,900	100,366,100	229,633,900	0	69.58%
1.360.30.011	COMBUSTIBLES Y LUBRICANTES	180,000,000	150,000,000	330,000,000	70,000,000	72,152,205	7,481,695	80,000,000	0	159,633,900	229,633,900	100,366,100	229,633,900	0	69.58%
1.390.00.000	OTROS BIENES DE CONSUMO	1,356,274	65,591,416	66,947,690	23,677,800	0	1,246,200	0	0	1,246,200	24,924,000	42,023,690	24,924,000	0	37.22%
1.390.30.011	OTROS BIENES DE CONSUMO	1,356,274	65,591,416	66,947,690	23,677,800	0	1,246,200	0	0	1,246,200	24,924,000	42,023,690	24,924,000	0	37.22%
1.400.00.000	BIENES DE CAMBIO	66,000,000	0	66,000,000	0	0	0	0	0	0	0	66,000,000	0	0.00%	
1.410.00.000	BIENES E INSUMOS SECTOR AGROPEC.	0	0	0	0	0	0	0	0	0	0	0	0	0	0.00%
1.411.30.011	ANIMALES Y PRODUCTOS PECUARIOS	0	0	0	0	0	0	0	0	0	0	0	0	0	0.00%
1.450.00.000	TIERRAS, TERRENOS Y EDIFICACIONES	66,000,000	0	66,000,000	0	0	0	0	0	0	0	66,000,000	0	0.00%	
1.450.30.011	TIERRAS, TERRENOS Y EDIFICACIONES	66,000,000	0	66,000,000	0	0	0	0	0	0	0	66,000,000	0	0.00%	
2.000.00.000	GASTOS DE CAPITAL	1,610,225,098	862,365,664	2,472,590,762	115,162,499	328,057,849	213,144,231	227,731,725	251,419,400	1,020,353,205	1,135,515,704	1,337,075,058	1,135,515,704	0	45.92%
2.500.00.000	INVERSION FISICA	1,380,225,098	862,365,664	2,242,590,762	67,162,499	296,057,849	151,144,231	211,731,725	230,069,400	889,003,205	956,165,704	1,286,425,058	956,165,704	0	42.63%
2.520.00.000	CONSTRUCCIONES	765,225,098	317,365,664	1,082,590,762	5,999,999	9,500,000	61,750,000	100,601,725	88,389,900	260,241,625	266,241,624	816,349,138	266,241,624	0	24.59%
2.520.30.011	CONSTRUCCIONES	765,225,098	317,365,664	1,082,590,762	5,999,999	9,500,000	61,750,000	100,601,725	88,389,900	260,241,625	266,241,624	816,349,138	266,241,624	0	24.59%
2.530.30.000	EQUIPOS Y HERRAMIENTAS MAYORES	320,000,000	545,000,000	865,000,000	0	250,000,000	42,455,500	72,300,000	133,232,500	497,988,000	497,988,000	367,012,000	497,988,000	0	57.57%
2.530.30.011	ADQ. DE MAQUIN. EQUIPOS Y HERRAM. MAYORE	320,000,000	545,000,000	865,000,000	0	250,000,000	42,455,500	72,300,000	133,232,500	497,988,000	497,988,000	367,012,000	497,988,000	0	57.57%
2.540.00.000	ADQ. DE EQUIPOS DE OFICINA Y COMPUTACION	55,000,000	0	55,000,000	11,162,500	26,557,849	1,985,281	3,830,000	3,447,000	35,820,130	46,982,630	8,017,370	46,982,630	0	85.42%
2.540.30.011	ADQ. DE EQUIPOS DE OFICINA Y COMPUTACION	55,000,000	0	55,000,000	11,162,500	26,557,849	1,985,281	3,830,000	3,447,000	35,820,130	46,982,630	8,017,370	46,982,630	0	85.42%
2.580.00.000	ESTUDIOS Y PROYECTOS DE INVERSION	140,000,000	0	140,000,000	0	10,000,000	0	35,000,000	5,000,000	50,000,000	50,000,000	90,000,000	50,000,000	0	35.71%
2.580.30.011	ESTUDIOS Y PROYECTOS DE INVERSION	140,000,000	0	140,000,000	0	10,000,000	0	35,000,000	5,000,000	50,000,000	50,000,000	90,000,000	50,000,000	0	35.71%
2.590.00.000	OTROS GASTOS DE INVERSION Y REP.MAYORES	100,000,000	0	100,000,000	50,000,000	0	44,953,450	0	0	44,953,450	94,953,450	5,046,550	94,953,450	0	94.95%
2.590.30.011	OTROS GASTOS DE INVERSION Y REP.MAYORES	100,000,000	0	100,000,000	50,000,000	0	44,953,450	0	0	44,953,450	94,953,450	5,046,550	94,953,450	0	94.95%
2.800.00.000	TRANSFERENCIAS	230,000,000	0	230,000,000	48,000,000	32,000,000	62,000,000	16,000,000	21,350,000	131,350,000	179,350,000	50,650,000	179,350,000	0	77.97%
2.890.00.000	TRANSF.DE CAP. AL SECTOR PRIV. VARIAS	230,000,000	0	230,000,000	48,000,000	32,000,000	62,000,000	16,000,000	21,350,000	131,350,000	179,350,000	50,650,000	179,350,000	0	77.97%
2.899.30.011	TRANSF.DE CAP. AL SECTOR PRIV. VARIAS	230,000,000	0	230,000,000	48,000,000	32,000,000	62,000,000	16,000,000	21,350,000	131,350,000	179,350,000	50,650,000	179,350,000	0	77.97%



Comandante General  
Municipalidad de Raul Arsenio Oviedo



Intendencia  
Municipalidad de Raul Arsenio Oviedo



# Municipalidad de Raul Arsenio Oviedo


7 de Octubre y Sinfoniano Bogarin - Tel.: 0528 222871  
R U C: 80020947-8

## Ejecucion Presupuestaria 2do. Cuatrimestre

Ejercicio : 2017

Tipo Presupuesto : PROGRAMAS DE ACCION  
Programa : LEY 1309/98 ROYALTIES Y COMPEN  
Unidad Responsable : DESARROLLO MUNICIPAL


Rubro	Descripcion	P R E S U P U E S T O			O B L I G A D O / P A G A D O			Total			Obligac. Pendiente	% Ejec.			
		Inicial	Modific.	Actual	1º Cuatr.	Mayo	Junio	Julio	Agosto	Cuatrimest. Total			Total Obl./Pagado	Saldo Presupuest.	Total Pagado
TOTALES		2,012,781,372	1,077,957,080	3,090,738,452	242,984,299	409,610,054	228,472,126	319,631,725	263,418,400	1,221,132,305	1,464,116,604	1,626,621,848	1,464,116,604	0	47.9%



*[Signature]*  
D<sup>ca</sup> Carolina Escobar Riquero  
Direccion de Admin. y Finanzas  
Municipalidad de Raul A. Oviedo



*[Signature]*  
Sr. Gerente Municipal  
Municipalidad de Raul A. Oviedo



# Municipalidad de Raul Arsenio Oviedo

7 de Octubre y Sinfoniano Bogain - Tel.: 0528 222871

R U C : 80020947-8

## Ejecucion Presupuestaria 2do. Cuatrimestre


Ejercicio : 2017

Tipo Presupuesto : PROGRAMAS DE ACCION  
Programa : FONACIDE  
Unidad Responsable : DESARROLLO MUNICIPAL

Fecha : 12/12/2017

Página: 7

Rubro	Descripción	P R E S U P U E S T O			OBLIGADO/PAGADO				Total Cuatrimest.	Total Obl./Pagado	Saldo Presupuest.	Total Pagado	Obligac. Pendiente	% Ejec.	
		Inicial	Modific.	Actual	1º Cuatr.	Mayo	Junio	Julio							Agosto
1.000.000.000	GASTOS CORRIENTES	368.897,019	239,036,405	607,933,424	0	0	130,345,398	12,110,742	138,699,648	281,155,788	326,777,636	281,155,788	0	46,24 %	
1.800.000.000	TRANSFERENCIAS	368.897,019	239,036,405	607,933,424	0	0	130,345,398	12,110,742	138,699,648	281,155,788	326,777,636	281,155,788	0	46,24 %	
1.840.000.000	TRANSE CORRIENTES AL SECTOR PRIVADO	368.897,019	239,036,405	607,933,424	0	0	130,345,398	12,110,742	138,699,648	281,155,788	326,777,636	281,155,788	0	46,24 %	
1.848.30.003	TRANSE PARA COMPLEMENTO NUTRICIONAL.	368.897,019	239,036,405	607,933,424	0	0	130,345,398	12,110,742	138,699,648	281,155,788	326,777,636	281,155,788	0	46,24 %	
2.000.000.000	GASTOS DE CAPITAL	860.759,712	557,751,613	1.418.511,325	261,491,691	14.048,005	0	0	0	14.048,005	1.142,971,629	275,539,696	0	19,42 %	
2.500.000.000	INVERSION FISICA	860.759,712	557,751,613	1.418.511,325	261,491,691	14.048,005	0	0	0	14.048,005	1.142,971,629	275,539,696	0	19,42 %	
2.520.000.000	CONSTRUCCIONES	860.759,712	527,751,613	1.388.511,325	261,491,691	14.048,005	0	0	0	14.048,005	1.112,971,629	275,539,696	0	19,84 %	
2.521.30.003	CONSTRUCCIONES DE OBRAS DE USO PUBLICO	245.931,346	129,357,604	375.288,950	0	0	0	0	0	0	375,288,950	0	0	0,00 %	
2.522.30.003	CONSTRUCCIONES DE OBRAS DE USO INSTITUCI	614.828,366	398,394,009	1.013.222,375	261,491,691	14.048,005	0	0	0	14.048,005	737,682,679	275,539,696	0	27,19 %	
2.540.000.000	ADQ. DE EQUIPOS DE OFIC. Y COMPUTACION	0	30,000,000	30,000,000	0	0	0	0	0	0	30,000,000	0	0	0,00 %	
2.540.30.003	ADQ. DE EQUIPOS DE OFIC. Y COMPUTACION	0	30,000,000	30,000,000	0	0	0	0	0	0	30,000,000	0	0	0,00 %	
<b>TOTALES FONACIDE</b>		<b>1.229,656,731</b>	<b>796,788,018</b>	<b>2.026,444,749</b>	<b>261,491,691</b>	<b>14,048,005</b>	<b>130,345,398</b>	<b>12,110,742</b>	<b>138,699,648</b>	<b>295,203,793</b>	<b>556,695,484</b>	<b>1,469,749,265</b>	<b>556,695,484</b>	<b>0</b>	<b>27,9%</b>



*[Signature]*  
Director de Admin. y Finanzas  
Municipalidad de Raul A. Oviedo



*[Signature]*  
Intendente Municipal  
Municipalidad de Raul A. Oviedo