

Ejecución Presupuestaria de Ingresos del 3er. Trimestre

Ejercicio: 2017

Codigo	Descripción de Rubro	PRESUPUESTO			Acumulado Anterior	Devengado / Recaudado			Total Trimestre	Total Devengado	Total Recaudado	Saldo Presupuesto	% de Ejec.
		Inicial	Modificac	Vigente		Julio	Agosto	Setiembre					
100,000	INGRESOS CORRIENTES	2,254,648,980	0	2,254,648,980	1,221,078,373	293,582,585	34,729,233	41,110,198	369,422,016	1,590,500,389	1,590,500,389	664,148,591	29.45%
110,000	INGRESOS TRIBUTARIOS	1,096,500,000	0	1,096,500,000	619,479,369	146,458,115	23,645,833	31,869,997	201,973,945	821,453,314	821,453,314	275,046,686	25.08%
112,000	IMPUESTOS SOBRE LA PROPIEDAD	665,000,000	0	665,000,000	278,046,177	119,105,297	17,842,605	18,910,902	155,858,804	433,904,981	433,904,981	231,095,019	34.75%
112,001	IMPUESTOS INMOBILIARIO	390,000,000	0	390,000,000	184,211,226	100,789,489	12,890,623	14,092,165	127,772,271	311,983,497	311,983,497	78,016,503	20.00%
112,003	IMPUESTO ADICIONAL A LOS BALDIOS	5,000,000	0	5,000,000	526,652	123,180	0	26,516	149,696	676,248	676,248	4,323,752	86.47%
112,004	IMPUESTOS DE PATENTE A LOS ROBADOS	195,000,000	0	195,000,000	90,282,399	18,137,628	4,791,982	4,792,227	27,721,837	118,004,236	118,004,236	76,995,764	39.49%
112,005	IMPUESTO A LA CONSTRUCCIÓN	15,000,000	0	15,000,000	1,110,000	25,000	0	0	25,000	1,135,000	1,135,000	13,865,000	92.43%
112,006	IMPUESTO AL FRACCIONAMIENTO DE TIERRA	10,000,000	0	10,000,000	1,916,000	30,000	160,000	0	190,000	2,106,000	2,106,000	7,894,000	78.94%
112,007	IMPUESTO A LA TRANSF. DE BIENES RAICES	50,000,000	0	50,000,000	0	0	0	0	0	0	0	50,000,000	100.00%
113,000	IMPUESTO INTERNO S/BIENES Y SERVICIOS	329,500,000	0	329,500,000	296,660,536	13,272,055	1,651,296	8,018,809	22,942,160	319,602,696	319,602,696	9,897,304	3.00%
113,006	IMP. A LOS ESPECT. PUBLICOS Y JUEGOS DE AZ	2,000,000	0	2,000,000	340,000	0	0	0	0	340,000	340,000	1,860,000	83.00%
113,012	IMP. DE PATENTE A LA PROFESION, COMERCIO	290,000,000	0	290,000,000	289,327,036	12,162,055	1,042,296	7,435,205	20,639,580	309,966,596	309,966,596	-19,966,596	-6.88%
113,013	IMP. A LA PUBLICIDAD Y PROPAGANDA	8,000,000	0	8,000,000	1,663,500	195,000	75,000	135,000	405,000	2,068,500	2,068,500	5,931,500	74.14%
113,014	IMPUESTO A LAS OPERACIONES DE CREDITO	3,000,000	0	3,000,000	0	0	0	0	0	0	0	3,000,000	100.00%
113,015	IMPUESTO A LAS RIFAS, VENTAS POR SORTEO	1,000,000	0	1,000,000	0	0	0	0	0	0	0	1,000,000	100.00%
113,016	IMP. AL TRANSPORTE COLECTIVO DE	1,000,000	0	1,000,000	0	0	0	0	0	0	0	1,000,000	100.00%
113,017	IMP. AL REGISTRO DE MARCAS Y SEÑALES DE	3,000,000	0	3,000,000	207,800	35,200	40,600	38,800	114,600	322,400	322,400	2,677,600	89.29%
113,018	IMP. EN PAPEL SELLADO Y ESTAMPILLAS MUNI	14,500,000	0	14,500,000	4,557,200	769,800	388,400	319,800	1,478,000	6,035,200	6,035,200	8,464,800	58.37%
113,019	IMPUESTOS DE CEMENTERIOS	500,000	0	500,000	0	0	0	0	0	0	0	500,000	100.00%
113,027	IMPUESTO AL FAENAMIENTO	6,500,000	0	6,500,000	565,000	110,000	105,000	90,000	305,000	870,000	870,000	5,630,000	86.61%
119,000	OTROS INGRESOS	102,000,000	0	102,000,000	44,772,656	14,080,763	4,151,932	4,940,286	23,172,981	67,945,637	67,945,637	34,054,363	33.38%
119,003	MULTAS	18,000,000	0	18,000,000	4,244,637	445,850	1,203,206	2,153,847	3,802,903	8,047,540	8,047,540	9,952,460	55.29%
119,005	CONTRIBUCION P/CONSERVACION DE	15,000,000	0	15,000,000	13,070,000	1,750,000	1,201,000	900,000	3,851,000	16,921,000	16,921,000	-1,921,000	-12.80%
119,006	CONTR. OBRAS MUN. PRODUC. VALOR	5,000,000	0	5,000,000	0	0	0	0	0	0	0	5,000,000	100.00%
119,007	CONTR. ESP. ART. 166 LEY 3966/10 IMP. INMOB.	45,000,000	0	45,000,000	18,432,424	10,073,451	1,268,529	1,407,216	12,749,196	31,181,620	31,181,620	13,818,380	30.70%
119,008	CONTR. ESP. ART. 166 LEY 3966/10 IMP. RODAD	17,000,000	0	17,000,000	9,025,595	1,811,482	479,197	479,223	2,769,882	11,795,477	11,795,477	5,204,523	30.61%
119,009	OTROS INGRESOS	2,000,000	0	2,000,000	0	0	0	0	0	0	0	2,000,000	100.00%
130,000	INGRESOS NO TRIBUTARIOS	84,500,000	0	84,500,000	18,945,100	3,887,000	1,176,900	1,482,800	6,546,700	25,491,800	25,491,800	59,008,200	69.83%
132,000	TASAS Y DERECHOS	76,000,000	0	76,000,000	18,883,000	3,885,400	1,176,900	1,482,800	6,545,100	25,428,100	25,428,100	50,571,900	66.54%



Director de Admin. y Finanzas: Municipalidad de Raul A. Oviedo



Intendente Municipal: Municipalidad de Raul A. Oviedo



Municipalidad de Raul Arsenio Oviedo
7 de Octubre y Simforiano Bogarin

Ejecución Presupuestaria de Ingresos del 3er. Trimestre

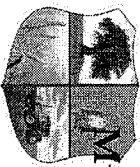
Ejercicio: 2017

Fecha : 12/12/2017
Página : 2

Codigo	Descripción de Rubro	PRESUPUESTO			Acumulado Anterior	Devengado/Recaudado			Total Trimestre	Total Devengado	Total Recaudado	Saldo Presupuesto	% de Ejec.
		Inicial	Modificac.	Vigente		Julio	Agosto	Setiembre					
132.021	TASAS POR SERVICIOS DE SALUBRIDAD	11,000,000	0	11,000,000	3,660,000	540,000	310,000	380,000	1,230,000	4,910,000	4,910,000	6,090,000	55.36%
132.022	TASAS POR CONST. E INSPC. DE PESAS Y ME	8,000,000	0	8,000,000	2,340,000	290,000	100,000	190,000	580,000	2,920,000	2,920,000	5,080,000	63.50%
132.023	TASAS POR INSPC. DE INSTALACIONES	6,000,000	0	6,000,000	2,130,000	260,000	100,000	180,000	540,000	2,670,000	2,670,000	3,330,000	55.50%
132.025	TASAS PRECOL.BASURA, LIMF.VIA PUBLICA	10,000,000	0	10,000,000	1,500,000	400,000	10,000	90,000	500,000	2,000,000	2,000,000	8,000,000	80.00%
132.026	TASAS POR TABLADA	6,000,000	0	6,000,000	741,000	182,400	153,900	136,800	473,100	1,214,100	1,214,100	4,785,900	79.76%
132.030	TASAS PCONS.DE PARQUES,JARDINES Y PASO	20,000,000	0	20,000,000	1,500,000	400,000	10,000	90,000	500,000	2,000,000	2,000,000	16,000,000	90.00%
132.032	DERECHO EXPL. LINEAS DE TRANSPORTE	1,000,000	0	1,000,000	0	0	0	0	0	0	0	1,000,000	100.00%
132.035	TASA POR INSPECCION AUTOVEHICULOS	14,000,000	0	14,000,000	6,992,000	1,813,000	493,000	416,000	2,722,000	9,714,000	9,714,000	4,286,000	30.61%
133.000	MULTAS Y OTROS DERECHOS NO TRIBUTARIOS	8,500,000	0	8,500,000	62,100	1,600	0	0	1,600	63,700	63,700	8,436,300	99.25%
133.001	MULTAS	7,500,000	0	7,500,000	62,100	1,600	0	0	1,600	63,700	63,700	7,436,300	99.15%
133.099	OTROS	1,000,000	0	1,000,000	0	0	0	0	0	0	0	1,000,000	100.00%
140.000	VENTA DE BIENES Y SERVICIOS ADM. PUBLICA	201,000,000	0	201,000,000	119,237,660	18,360,100	9,071,500	7,157,401	34,589,061	153,826,061	153,826,061	47,173,939	23.46%
141.000	VENTA DE BIENES DE LA ADM. PUBLICA	41,000,000	0	41,000,000	20,005,260	3,884,100	1,434,000	1,225,000	6,543,100	26,548,360	26,548,360	14,451,640	35.24%
141.009	VTALIBROS,FORM,INF,TECNICO Y	23,000,000	0	23,000,000	16,597,260	3,008,100	1,173,000	1,012,000	5,193,100	21,790,360	21,790,360	1,209,640	5.25%
141.010	PROV. DE DISTINTIVOS PARA VEHICULOS	18,000,000	0	18,000,000	3,408,000	876,000	261,000	213,000	1,350,000	4,758,000	4,758,000	13,242,000	73.56%
142.000	VENTA DE SERVICIOS DE LA ADM.PUBLICA	160,000,000	0	160,000,000	99,231,800	14,476,000	7,637,500	5,932,401	28,045,901	127,277,701	127,277,701	32,722,299	20.45%
142.016	SERVICIOS TÈC. Y ADMINISTRATIVOS EN GRAL	160,000,000	0	160,000,000	99,231,800	14,476,000	7,637,500	5,932,401	28,045,901	127,277,701	127,277,701	32,722,299	20.45%
150.000	TRASFERENCIAS CORRIENTES	802,453,293	0	802,453,293	450,014,444	123,634,970	0	0	123,634,970	573,649,414	573,649,414	228,803,879	28.51%
153.000	TRANSF.CONSO.LID.DE ENTID. Y ORG. DEL EST	785,453,293	0	785,453,293	414,936,244	123,634,970	0	0	123,634,970	538,571,214	538,571,214	246,882,079	31.43%
153.070	APORTES DEL GOB. CENTRAL CON ROYALTIRES	402,556,274	0	402,556,274	206,429,453	53,989,532	0	0	53,989,532	260,418,985	260,418,985	142,137,289	35.30%
153.080	APORTES GOB. CENTRAL CANON FISC.(I. DE A	14,000,000	0	14,000,000	35,724,858	17,514,232	0	0	17,514,232	53,239,090	53,239,090	-39,239,090	***%*
153.090	APORTE GOB. CENTRAL (RONACIDE)	368,997,019	0	368,997,019	172,781,933	52,131,206	0	0	52,131,206	224,913,139	224,913,139	143,983,880	39.03%
154.000	TRANSF. DE MINISTERIO DE HACIENDA	17,000,000	0	17,000,000	35,078,200	0	0	0	0	35,078,200	35,078,200	-18,078,200	***%*
154.010	APORTES DE MUNIC. - MENORES RECURSOS	17,000,000	0	17,000,000	35,078,200	0	0	0	0	35,078,200	35,078,200	-18,078,200	***%*
160.000	RENTA DE LA PROPIEDAD	43,000,000	0	43,000,000	650,000	160,000	135,000	120,000	415,000	1,065,000	1,065,000	41,935,000	97.52%
163.000	ARRENDAM. DE INMUEBLES, TIERRAS,	43,000,000	0	43,000,000	650,000	160,000	135,000	120,000	415,000	1,065,000	1,065,000	41,935,000	97.52%
163.011	USUFRUCTO DE TIERRA EN CEMENTERIOS	3,000,000	0	3,000,000	0	0	0	0	0	0	0	3,000,000	100.00%
163.013	OCCUPACION PRECARIA DE BIENES DE	1,000,000	0	1,000,000	0	0	0	0	0	0	0	1,000,000	100.00%
163.015	USO DE MATADERO MUNICIPAL	5,000,000	0	5,000,000	390,000	96,000	81,000	72,000	249,000	639,000	639,000	4,361,000	87.22%

Municipalidad de Raul Arsenio Oviedo
Sección de Finanzas
Dirección de Admin. y Finanzas
Municipalidad de Raul A. Oviedo

Municipalidad de Raul Arsenio Oviedo
Intendencia Municipal
Municipalidad de Raul A. Oviedo




Ejecución Presupuestaria de Ingresos del 3er. Trimestre

Ejercicio: 2017

Codigo	Descripción de Rubro	Inicial	PRESUPUESTO Modificac.		Acumulado Anterior	Devengado / Recaudado			Total Trimestre	Total Devengado	Total Recaudado	Saldo Presupuesto	% de Ejecic
			Vigente	Anterior		Julio	Agosto	Setiembre					
163,016	USO DE PIQUETE MUNICIPAL	3,000,000	0	280,000	64,000	54,000	48,000	166,000	426,000	426,000	2,574,000	85.80%	
163,018	USO DE EQUIPOS CAMINEROS	30,000,000	0	0	0	0	0	0	0	0	30,000,000	100.00%	
163,028	USO DE GIMNASIO MUNICIPAL	1,000,000	0	0	0	0	0	0	0	0	1,000,000	100.00%	
190,000	VIARIOS	27,195,687	0	12,752,400	1,082,400	700,000	480,000	2,262,400	15,014,800	15,014,800	12,180,887	44.78%	
191,000	VIARIOS	27,195,687	0	12,752,400	1,082,400	700,000	480,000	2,262,400	15,014,800	15,014,800	12,180,887	44.78%	
191,009	VIARIOS OPACI RET. REGISTRO	27,195,687	0	12,752,400	1,082,400	700,000	480,000	2,262,400	15,014,800	15,014,800	12,180,887	44.78%	
200,000	INGRESOS DE CAPITAL	2,586,984,810	0	1,381,567,283	337,597,607	0	0	337,597,607	1,719,164,890	1,719,164,890	867,819,920	33.54%	
220,000	TRASFERENCIAS DE CAPITAL	2,586,984,810	0	1,381,567,283	337,597,607	0	0	337,597,607	1,719,164,890	1,719,164,890	867,819,920	33.54%	
223,000	TRAS CONSOL. DE ENT. Y ORG. DEL ESTADO	2,518,984,810	0	1,166,999,510	337,597,607	0	0	337,597,607	1,504,597,117	1,504,597,117	1,014,387,693	40.26%	
223,070	APORTE DEL GOB. CENTRAL CON ROYALTIES	1,610,225,098	0	825,717,817	215,958,126	0	0	215,958,126	1,041,675,943	1,041,675,943	568,549,155	35.30%	
223,080	APORTE GOB. CENTRAL CANON JUEGOS DE	48,000,000	0	0	0	0	0	0	0	0	48,000,000	100.00%	
223,090	APORTE GOB. CENTRAL (FONACIDE)	860,759,712	0	341,281,693	121,639,481	0	0	121,639,481	462,921,174	462,921,174	397,838,538	46.21%	
224,000	TRANSF. DE ENTIDADES Y ORGAN. DEL ESTADO	68,000,000	0	214,567,773	0	0	0	0	214,567,773	214,567,773	-146,567,773	***.***%	
224,010	APORTE DE MUNICIPALIDADES DE	68,000,000	0	214,567,773	0	0	0	0	214,567,773	214,567,773	-146,567,773	***.***%	
300,000	RECURSOS DE FINANCIAMIENTO	0	2,266,734,494	2,266,734,494	0	0	0	0	2,266,734,494	2,266,734,494	0	0.00%	
340,000	SALDO EJERCICIO ANTERIOR	0	2,266,734,494	2,266,734,494	0	0	0	0	2,266,734,494	2,266,734,494	0	0.00%	
341,000	SALDO INICIAL DE RECURSOS INSTITUCIONAL	0	1,469,946,476	1,469,946,476	0	0	0	0	1,469,946,476	1,469,946,476	0	0.00%	
341,010	RECURSOS PROPIOS	0	391,989,396	391,989,396	0	0	0	0	391,989,396	391,989,396	0	0.00%	
341,040	RECURSOS DE ROYALTIES	0	1,077,957,080	1,077,957,080	0	0	0	0	1,077,957,080	1,077,957,080	0	0.00%	
343,000	SALDO DE TRANSFERENCIAS DEL FONACIDE	0	796,788,018	796,788,018	0	0	0	0	796,788,018	796,788,018	0	0.00%	
343,023	SALDO INICIAL FONACIDE	0	796,788,018	796,788,018	0	0	0	0	796,788,018	796,788,018	0	0.00%	
TOTALES		4,841,633,790	2,266,734,494	7,108,368,284	4,869,380,150	631,180,192	34,729,233	41,110,198	707,019,623	5,576,399,773	5,576,399,773	1,531,968,511	21.55%



[Signature]
Dirección de Acumul. y Finanzas
Municipalidad de Raul A. Oviedo



[Signature]
Intendente Municipal
Municipalidad de Raul A. Oviedo



Municipalidad de Raul Arsenio Oviedo

7 de Octubre y Sinfoniano Bogarín - Tel.: 0528 222871

R U C : 80020947-8

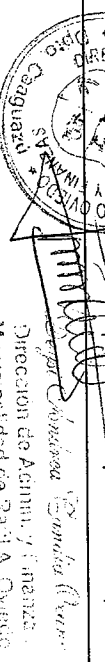
Ejecucion Presupuestaria Consolidado Gastos 3er. Trimestre

Ejercicio : 2017

Fecha : 12/12/2017


Página : 1

Rubro	Descripción	PRE SUPUESTO			Acum. 2do. Trim.	OBLIGADO/PAGADO			Total Trimestre	Total Obl/Pag.	Total Pagado	Saldo Presup.	Obligado Pend.	Porc. Utiliz.
		Inicial	Modific.	Actual		Agg.	Set.	Trimestre						
1.000.00.000	GASTOS CORRIENTES	2.254,648,990	806,617,217	3.061,266,197	1,183,174,286	223,847,745	320,529,417	150,484,272	694,861,434	1,878,035,720	1,878,035,720	1,183,230,477	0	61,34 %
1.100.00.000	SERVICIOS PERSONALES	853,140,000	30,000,000	883,140,000	399,915,000	62,470,000	67,060,000	17,396,000	146,926,000	546,841,000	546,841,000	336,299,000	0	61,92 %
1.110.00.000	RENUMERACIONES BASICAS	501,900,000	0	501,900,000	226,500,000	37,350,000	41,350,000	11,850,000	90,550,000	317,050,000	317,050,000	184,850,000	0	63,17 %
1.111.30.001	SUELDOS	252,000,000	0	252,000,000	117,000,000	19,100,000	23,100,000	6,800,000	49,000,000	166,000,000	166,000,000	86,000,000	0	66,87 %
1.112.30.001	DIETAS	118,800,000	0	118,800,000	59,400,000	9,900,000	9,900,000	1,100,000	20,900,000	80,300,000	80,300,000	38,500,000	0	67,59 %
1.113.30.001	GASTOS DE REPRESENTACION	100,200,000	0	100,200,000	50,100,000	8,350,000	8,350,000	3,950,000	20,650,000	70,750,000	70,750,000	29,450,000	0	70,60 %
1.114.30.001	AGUINALDO	30,900,000	0	30,900,000	0	0	0	0	0	0	0	30,900,000	0	0,00 %
1.120.00.000	RENUMERACIONES TEMPORALES	20,000,000	10,000,000	30,000,000	15,000,000	3,000,000	3,500,000	500,000	7,000,000	22,000,000	22,000,000	8,000,000	0	73,33 %
1.123.30.001	RENUMERACIONES EXTRAORDINARIAS	20,000,000	10,000,000	30,000,000	15,000,000	3,000,000	3,500,000	500,000	7,000,000	22,000,000	22,000,000	8,000,000	0	73,33 %
1.130.00.000	ASIGNACIONES COMPLEMENTARIAS	17,640,000	0	17,640,000	6,350,000	1,270,000	2,860,000	0	4,130,000	10,480,000	10,480,000	7,160,000	0	59,41 %
1.134.30.001	APORTE JUBILATORIO DEL EMPLEADOR	17,640,000	0	17,640,000	6,350,000	1,270,000	2,860,000	0	4,130,000	10,480,000	10,480,000	7,160,000	0	59,41 %
1.135.30.001	BONIFICACIONES POR VENTAS	0	0	0	0	0	0	0	0	0	0	0	0	0,00 %
1.140.00.000	PERSONAL CONTRATADO	313,600,000	20,000,000	333,600,000	152,065,000	20,850,000	19,350,000	5,046,000	45,246,000	197,311,000	197,311,000	136,289,000	0	59,14 %
1.144.30.001	JORNALES	158,400,000	0	158,400,000	79,965,000	10,450,000	10,450,000	1,250,000	22,150,000	102,115,000	102,115,000	56,285,000	0	64,46 %
1.144.30.011	JORNALES	96,200,000	0	96,200,000	42,100,000	7,400,000	5,900,000	1,500,000	14,800,000	56,900,000	56,900,000	39,300,000	0	59,14 %
1.145.30.001	HONORARIOS PROFESIONALES	50,000,000	20,000,000	70,000,000	30,000,000	3,000,000	3,000,000	2,296,000	8,296,000	38,296,000	38,296,000	31,704,000	0	54,70 %
1.145.30.011	HONORARIOS PROFESIONALES	9,000,000	0	9,000,000	0	0	0	0	0	0	0	9,000,000	0	0,00 %
1.190.00.000	OTROS GASTOS DEL PERSONAL	0	0	0	0	0	0	0	0	0	0	0	0	0,00 %
1.199.30.001	OTROS GASTOS DEL PERSONAL	0	0	0	0	0	0	0	0	0	0	0	0	0,00 %
1.200.00.000	SERVICIOS NO PERSONALES	293,394,873	134,000,000	427,394,873	197,785,510	49,869,503	29,297,571	52,404,048	131,571,122	329,356,632	329,356,632	98,038,241	0	77,06 %
1.210.00.000	SERVICIOS BASICOS	30,000,000	15,000,000	45,000,000	13,889,849	3,005,003	4,013,571	1,768,048	8,786,622	22,676,471	22,676,471	22,323,529	0	50,39 %
1.210.30.001	SERVICIOS BASICOS	30,000,000	15,000,000	45,000,000	13,889,849	3,005,003	4,013,571	1,768,048	8,786,622	22,676,471	22,676,471	22,323,529	0	50,39 %
1.230.00.000	PASAJES Y VIATICOS	30,000,000	20,000,000	50,000,000	16,192,800	3,820,000	3,588,000	3,989,000	11,397,000	27,589,800	27,589,800	22,410,200	0	55,17 %
1.230.30.001	PASAJES Y VIATICOS	30,000,000	20,000,000	50,000,000	16,192,800	3,820,000	3,588,000	3,989,000	11,397,000	27,589,800	27,589,800	22,410,200	0	55,17 %
1.240.00.000	GASTOS PISERV.DE ASEO MANT.Y REPARACIONE	58,394,873	11,000,000	69,394,873	36,608,450	13,809,500	6,919,000	4,237,500	24,966,000	61,574,450	61,574,450	7,820,423	0	88,73 %
1.240.30.001	GASTOS PISERV.DE ASEO MANT.Y REPARACIONE	41,394,873	11,000,000	52,394,873	35,334,450	5,512,500	5,200,000	3,265,500	9,298,000	44,632,450	44,632,450	7,762,423	0	85,18 %
1.240.30.008	GASTOS POR SERV.DE ASEO, MANT. Y REPARAC	17,000,000	0	17,000,000	1,274,000	8,297,000	6,399,000	972,000	15,668,000	16,942,000	16,942,000	58,000	0	99,65 %
1.260.00.000	SERVICIOS TECNICOS Y PROFESIONALES	95,000,000	0	95,000,000	33,859,937	9,550,000	11,789,000	4,850,000	26,169,000	60,028,937	60,028,937	34,971,063	0	63,18 %
1.260.30.001	SERVICIOS TECNICOS Y PROFESIONALES	39,000,000	0	39,000,000	20,186,985	5,050,000	5,670,000	2,850,000	13,570,000	33,756,985	33,756,985	5,243,015	0	86,65 %
1.260.30.007	SERVICIOS TECNICOS Y PROFESIONALES	6,000,000	0	6,000,000	5,628,952	0	0	0	0	5,628,952	5,628,952	371,048	0	93,81 %
1.260.30.011	SERVICIOS TECNICOS Y PROFESIONALES	50,000,000	0	50,000,000	8,044,000	4,500,000	6,099,000	2,000,000	12,699,000	20,643,000	20,643,000	29,357,000	0	41,28 %
1.270.00.000	SERVICIOS SOCIALES	40,000,000	50,000,000	90,000,000	56,991,012	11,567,000	14,200,000	15,865,100	28,852,100	85,843,112	85,843,112	4,156,888	0	95,38 %
1.270.30.001	OTROS SERVICIOS EN GENERAL	40,000,000	50,000,000	90,000,000	56,991,012	11,567,000	14,200,000	15,865,100	28,852,100	85,843,112	85,843,112	4,156,888	0	95,38 %
1.280.00.000	OTROS SERVICIOS DE CEREMONIAL	40,000,000	38,000,000	78,000,000	40,243,462	8,118,000	1,588,000	21,694,400	31,400,400	71,643,862	71,643,862	6,356,138	0	91,85 %
1.280.30.001	BIENES DE CONSUMO E INSUMOS	40,000,000	38,000,000	78,000,000	40,243,462	8,118,000	1,588,000	21,694,400	31,400,400	71,643,862	71,643,862	6,356,138	0	91,85 %
1.300.00.000	BIENES DE CONSUMO E INSUMOS	298,487,088	231,580,812	530,067,900	255,309,250	86,997,500	17,239,610	67,359,200	171,586,310	426,905,560	426,905,560	103,162,340	0	80,53 %
1.300.30.001	TEXTILES Y VESTUARIOS	10,000,000	18,000,000	28,000,000	10,880,000	947,500	1,515,000	9,960,000	12,422,500	23,302,500	23,302,500	4,697,500	0	83,22 %
1.320.30.001	TEXTILES Y VESTUARIOS	10,000,000	18,000,000	28,000,000	10,880,000	947,500	1,515,000	9,960,000	12,422,500	23,302,500	23,302,500	4,697,500	0	83,22 %
1.330.00.000	PROD. DE PAPEL CARTON E IMPRESOS	20,000,000	-7,000,000	13,000,000	8,910,000	0	1,600,000	450,000	2,050,000	10,960,000	10,960,000	2,040,000	0	84,30 %
1.330.30.001	PROD. DE PAPEL CARTON E IMPRESOS	20,000,000	-7,000,000	13,000,000	8,910,000	0	1,600,000	450,000	2,050,000	10,960,000	10,960,000	2,040,000	0	84,30 %
1.340.00.000	BIENES DE CONSUMO DE OFICINA E INSUMOS	24,130,814	10,000,000	34,130,814	24,902,350	2,200,000	3,980,000	2,213,500	8,393,500	33,285,850	33,285,850	834,964	0	97,65 %
1.340.30.001	BIENES DE CONSUMO DE OFICINA E INSUMOS	24,130,814	10,000,000	34,130,814	24,902,350	2,200,000	3,980,000	2,213,500	8,393,500	33,285,850	33,285,850	834,964	0	97,65 %
1.340.30.007	BIENES DE CONSUMO DE OFICINA E INSUMOS	3,000,000	0	3,000,000	2,120,000	600,000	0	0	800,000	2,920,000	2,920,000	80,000	0	90,66 %



Intendencia Municipal
de Raul A. Oviedo

Intendencia Municipal
de Raul A. Oviedo



Municipalidad de Raul Arsenio Oviedo

7 de Octubre y Sinfoniano Bogarín - Tel.: 0528 222871

R U C : 80020947-8

Ejecucion Presupuestaria Consolidado Gastos 3er. Trimestre

Ejercicio : 2017

Fecha : 12/12/2017

Página : 2


Rubro	Descripción	P R E S U P U E S T O			O B L I G A D O / P A G A D O			Saldo Presup.	Obligado Pend.	Porc. Utiliz.		
		Inicial	Modific.	Actual	Zao. Trim.	Agg.	Set.				Total Trimestre	Total Obl/Pag.
1.360.00.000	COMBUSTIBLES Y LUBRICANTES	230,000,000	156,989,396	386,989,396	153,703,900	9,340,410	52,697,000	145,887,410	299,591,310	299,591,310	87,398,086	77.41%
1.360.30.001	COMBUSTIBLES Y LUBRICANTES	50,000,000	6,989,396	56,989,396	4,070,000	9,340,410	3,923,500	17,113,910	21,183,910	21,183,910	36,605,486	37.17%
1.360.30.011	OTROS BIENES DE CONSUMO	180,000,000	150,000,000	330,000,000	149,633,900	0	48,773,500	128,773,500	278,407,400	278,407,400	51,982,600	84.36%
1.390.00.000	OTROS BIENES DE CONSUMO	14,356,274	53,591,416	67,947,690	56,913,000	804,200	2,038,700	2,842,900	59,755,900	59,755,900	8,191,790	87.94%
1.390.30.001	OTROS BIENES DE CONSUMO	10,000,000	28,000,000	38,000,000	29,169,000	804,200	0	2,842,900	32,011,900	32,011,900	5,988,100	84.24%
1.390.30.007	OTROS BIENES DE CONSUMO	3,000,000	0	3,000,000	2,820,000	0	0	0	2,820,000	2,820,000	180,000	94.00%
1.390.30.011	OTROS BIENES DE CONSUMO	1,356,274	25,591,416	26,947,690	24,924,000	0	0	24,924,000	24,924,000	24,924,000	2,023,690	92.49%
1.400.00.000	BIENES DE CAMBIO	66,000,000	40,000,000	106,000,000	0	0	0	0	0	0	106,000,000	0.00%
1.410.00.000	BIENES E INSUMOS SECTOR AGROPEC.	0	40,000,000	40,000,000	0	0	0	0	0	0	40,000,000	0.00%
1.411.30.011	ANIMALES Y PRODUCTOS PECUARIOS	0	40,000,000	40,000,000	0	0	0	0	0	0	40,000,000	0.00%
1.450.00.000	TIERRAS, TERRENOS Y EDIFICACIONES	66,000,000	0	66,000,000	0	0	0	0	0	0	66,000,000	0.00%
1.450.30.011	TIERRAS, TERRENOS Y EDIFICACIONES	66,000,000	0	66,000,000	0	0	0	0	0	0	66,000,000	0.00%
1.800.00.000	TRANSFERENCIAS	713,627,019	371,036,405	1,084,663,424	330,164,526	24,510,742	13,325,024	244,768,002	574,932,528	574,932,528	509,730,896	53.00%
1.830.00.000	OTRAS TRANSF. CORR. AL SECTOR PUBLICO	164,730,000	45,000,000	209,730,000	92,374,028	0	5,070,024	64,078,612	156,452,640	156,452,640	53,277,360	74.59%
1.831.30.001	CONSEJO DISTRICTAL DE SALUD	45,000,000	45,000,000	90,000,000	50,000,000	15,000,000	0	15,000,000	65,000,000	65,000,000	25,000,000	72.22%
1.833.30.001	TRANSF. A MUNIC. DE MENORES RECURSOS	58,500,000	0	58,500,000	20,745,813	22,004,294	1,933,593	23,937,887	44,683,700	44,683,700	13,816,300	76.38%
1.834.30.001	TRANSF. A GOBIERNOS DEPARTAMENTALES	58,500,000	0	58,500,000	20,745,813	22,004,294	1,933,593	23,937,887	44,683,700	44,683,700	13,816,300	76.38%
1.835.30.001	TRANSF. LEY 5513/15 SNC	2,730,000	0	2,730,000	882,402	0	1,202,838	1,202,838	2,085,240	2,085,240	644,780	76.38%
1.840.00.000	TRANSF. CORR. AL SECTOR PRIVADO	548,897,019	326,036,405	874,933,424	237,790,698	147,923,648	8,255,000	180,689,390	418,479,888	418,479,888	456,453,536	47.82%
1.841.30.001	BECAS	10,000,000	20,000,000	30,000,000	15,000,000	0	0	0	15,000,000	15,000,000	15,000,000	50.00%
1.842.30.001	APORTE A ENT. EDUCATIVAS E INST. SFINES	20,000,000	34,000,000	54,000,000	27,211,000	3,500,000	0	36,711,000	36,711,000	17,289,000	67.98%	
1.845.30.001	INDEMNIZACIONES	60,000,000	0	60,000,000	0	0	0	0	0	0	60,000,000	0.00%
1.846.30.001	SUBSID Y ASIST. A PERS./FAMILIAS SECT.PR	20,000,000	20,000,000	40,000,000	14,393,000	5,724,000	2,605,000	8,329,000	22,722,000	17,278,000	17,278,000	56.80%
1.848.30.003	TRANSF. PARA COMPLEMENTO NUTRICIONAL	368,897,019	239,036,405	607,933,424	130,345,398	138,699,648	0	150,810,380	281,155,788	326,777,636	326,777,636	46.24%
1.849.30.001	OPACI	30,000,000	-7,000,000	23,000,000	14,200,000	0	0	14,200,000	14,200,000	8,800,000	8,800,000	61.73%
1.849.30.003	OTRAS ENT. SFINES DE LUCRO	40,000,000	20,000,000	60,000,000	36,641,100	0	5,650,000	12,050,000	48,691,100	48,691,100	11,308,900	81.15%
1.900.00.000	OTROS GASTOS	30,000,000	0	30,000,000	0	0	0	0	0	0	30,000,000	0.00%
1.910.00.000	PAGO DE IMPUESTOS, TASAS Y GASTOS JUDICI	30,000,000	0	30,000,000	0	0	0	0	0	0	30,000,000	0.00%
1.915.30.001	GASTOS JUDICIALES	30,000,000	0	30,000,000	0	0	0	0	0	0	30,000,000	0.00%
1.960.00.000	DEUDA PEND. DE PAGO G.CTES. EJERCANTERIO	0	0	0	0	0	0	0	0	0	0	0.00%
1.960.30.000	DEUDAS PENDIENTES DE PAGO	0	0	0	0	0	0	0	0	0	0	0.00%
1.960.30.001	DEUDAS PENDIENTES	0	0	0	0	0	0	0	0	0	0	0.00%
2.000.00.000	GASTOS DE CAPITAL	2,586,984,810	1,460,117,277	4,047,102,087	1,003,618,776	266,630,725	56,585,550	611,769,943	1,615,388,718	1,615,388,718	2,431,713,369	39.91%
2.500.00.000	INVERSION FISICA	2,356,984,810	1,460,117,277	3,817,102,087	861,618,776	230,630,725	95,585,550	574,419,943	1,436,038,718	1,436,038,718	2,381,063,369	37.62%
2.520.00.000	CONSTRUCCIONES	1,625,984,810	1,025,117,277	2,651,102,087	352,789,685	100,601,725	72,835,550	261,827,175	614,616,870	614,616,870	2,036,485,217	23.18%
2.520.30.011	CONSTRUCCIONES	766,225,098	497,365,664	1,263,590,762	77,249,999	100,601,725	72,835,550	261,827,175	339,077,174	339,077,174	923,513,588	26.86%
2.521.30.003	CONSTRUCCIONES DE OBRAS DE USO PUBLICO	245,931,346	129,357,604	375,288,950	0	0	0	0	0	0	375,288,950	0.00%
2.522.30.003	CONSTRUCCIONES DE OBRAS DE USO INSTITUCI	614,828,366	368,394,009	1,013,222,375	275,539,696	0	0	0	275,539,696	275,539,696	737,682,679	27.19%
2.530.30.000	EQUIPOS Y HERRAMIENTAS MAYORES	320,000,000	395,000,000	715,000,000	292,455,500	72,300,000	0	205,532,500	497,988,000	497,988,000	217,012,000	69.64%
2.530.30.011	ADQ. DE MAQUIN-ECHEOS Y HERRAM. MAYORE	320,000,000	395,000,000	715,000,000	292,455,500	72,300,000	0	205,532,500	497,988,000	497,988,000	217,012,000	69.64%
2.540.00.000	ADQ. DE EQUIPOS DE OFICINA Y COMPUTACION	55,000,000	70,000,000	125,000,000	58,825,630	3,330,000	2,575,000	9,852,000	68,677,630	68,677,630	56,322,370	54.94%
2.540.30.001	ADQ. DE EQUIPOS DE OFICINA Y COMPUTACION	0	40,000,000	40,000,000	19,120,000	0	0	0	19,120,000	19,120,000	18,300,000	54.23%
2.540.30.003	ADQ. DE EQUIPOS DE OFICINA Y COMPUTACION	0	30,000,000	30,000,000	0	0	0	0	0	0	30,000,000	0.00%

Director de Admin. y Finanzas

 Municipalidad de Raul A. Oviedo

Intendente Municipal

 Municipalidad de Raul A. Oviedo



Municipalidad de Raúl Arsenio Oviedo

7 de Octubre y Sinfoniano Bogarín - Tel.: 0528 222871

R.U.C.: 80020947-8

Ejecucion Presupuestaria Consolidado Gastos 3er. Trimestre

Ejercicio : 2017


Rubro	Descripción	P R E S U P U E S T O			Acumul. 2do. Trim.	OBLIGADO/PAGADO			Total Trimestre	Total Obl/Pag.	Total Pagado	Saldo Presup.	Obligado Pend.	Porc. Utiliz.
		Inicial	Modific.	Actual		Jul.	Ago.	Set.						
2.540.30.011	ADD. DE EQUIPOS DE OFICINA Y COMPUTACION	55,000,000	0	55,000,000	39,705,630	3,830,000	0	7,277,000	46,982,630	46,982,630	8,017,370	0	85.42%	
2.580.00.000	ESTUDIOS Y PROYECTOS DE INVERSION	140,000,000	-30,000,000	110,000,000	10,000,000	35,000,000	0	40,000,000	50,000,000	50,000,000	60,000,000	0	45.45%	
2.580.30.011	ESTUDIOS Y PROYECTOS DE INVERSION	140,000,000	-30,000,000	110,000,000	10,000,000	35,000,000	0	40,000,000	50,000,000	50,000,000	60,000,000	0	45.45%	
2.590.00.000	OTROS GASTOS, DE INVERSION Y REP. MAYOR	216,000,000	0	216,000,000	147,547,950	18,899,000	0	57,208,268	204,756,218	204,756,218	11,243,782	0	94.79%	
2.590.30.007	OTROS GASTOS DE INVERSION Y REP. MAYORES	48,000,000	0	48,000,000	38,348,500	0	0	4,315,000	42,663,500	42,663,500	5,336,500	0	88.88%	
2.590.30.008	OTROS GASTOS DE INVERSION Y REP. MAYORES	68,000,000	0	68,000,000	14,246,000	18,899,000	0	52,893,268	67,139,266	67,139,266	860,732	0	98.73%	
2.590.30.011	OTROS GASTOS DE INVERSION Y REP. MAYORES	100,000,000	0	100,000,000	94,953,450	0	0	0	94,953,450	94,953,450	5,046,550	0	94.95%	
2.800.00.000	TRANSFERENCIAS	230,000,000	0	230,000,000	142,000,000	16,000,000	0	37,350,000	179,350,000	179,350,000	50,650,000	0	77.97%	
2.890.00.000	TRANSF. DE CAP. AL SECTOR PRIV. VARIAS	230,000,000	0	230,000,000	142,000,000	16,000,000	0	37,350,000	179,350,000	179,350,000	50,650,000	0	77.97%	
2.899.30.011	TRANSF. DE CAP. AL SECTOR PRIV. VARIAS	230,000,000	0	230,000,000	142,000,000	16,000,000	0	37,350,000	179,350,000	179,350,000	50,650,000	0	77.97%	
Totales		4,841,633,790	2,266,734,494	7,108,368,284	2,186,793,061	470,478,470	590,063,085	246,069,822	1,306,631,377	3,493,424,438	3,493,424,438	3,614,943,846	0	49.14%



[Signature]
 Director General
 Dirección de Administración y Finanzas
 Municipalidad de Raúl A. Oviedo



[Signature]
 Intendente Municipal
 Municipalidad de Raúl A. Oviedo



Municipalidad de Raul Arsenio Oviedo

7 de Octubre y Sinfoniano Bogarín - Tel.: 0528 222871

R U C: 80020947-8

Ejecucion Presupuestaria 3er. Trimestre

Ejercicio : 2017

Tipo Presupuesto : ACTIVIDADES CENTRALES
Programa : CONDUCCION SUPERIOR
Unidad Responsable : JUNTA MUNICIPAL

Fecha : 12/12/2017

Página : 1


Rubro	Descripcion	P R E S U P U E S T O Inicial	Modific.	Actual	Acumul. Anterior	Jul.	PAGADO Ago.	Set.	Total Trimestre	Total Obl/Pag.	Total Pagado	Saldo Presup.	Obligado Pend.	Porc. %
1.000,00,000	GASTOS CORRIENTES	212,800,000	1,300,000	214,100,000	101,100,000	14,850,000	18,850,000	1,650,000	35,350,000	136,450,000	136,450,000	77,650,000	0	63.73%
1.100,00,000	SERVICIOS PERSONALES	212,800,000	1,300,000	214,100,000	101,100,000	14,850,000	18,850,000	1,650,000	35,350,000	136,450,000	136,450,000	77,650,000	0	63.73%
1.110,00,000	REMUNERACIONES BASICAS	212,800,000	1,300,000	214,100,000	101,100,000	14,850,000	18,850,000	1,650,000	35,350,000	136,450,000	136,450,000	77,650,000	0	63.73%
1.111,30,001	SUELDOS	22,800,000	1,200,000	24,000,000	12,000,000	0	4,000,000	0	4,000,000	16,000,000	16,000,000	8,000,000	0	66.66%
1.112,30,001	DIETAS	118,800,000	0	118,800,000	59,400,000	9,900,000	9,900,000	1,100,000	20,900,000	80,300,000	80,300,000	38,500,000	0	67.59%
1.113,30,001	GASTOS DE REPRESENTACION	59,400,000	0	59,400,000	29,700,000	4,950,000	4,950,000	550,000	10,450,000	40,150,000	40,150,000	19,250,000	0	67.59%
1.114,30,001	AGUINALDO	11,800,000	100,000	11,900,000	0	0	0	0	0	0	0	11,900,000	0	0.00%
TOTALES		212,800,000	1,300,000	214,100,000	101,100,000	14,850,000	18,850,000	1,650,000	35,350,000	136,450,000	136,450,000	77,650,000	0	63.73%



[Signature]
Director de Administración y Finanzas
Municipalidad de Raul A. Oviedo



[Signature]
Intendente Municipal
Municipalidad de Raul A. Oviedo



Ejecucion Presupuestaria 3er. Trimestre
Ejercicio : 2017

Tipo Presupuesto : ACTIVIDADES CENTRALES
Programa : CONDUCCION SUPERIOR
Unidad Responsable : INTENDENCIA MUNICIPAL

Rubro	Descripción	PRESUPUESTO			Acumul. Anterior	Jul.	PAGADO		Total Trimestre	Total Obl/Pag.	Total Pagado	Saldo Presup.	Obligado Pend.	Porc. %
		Inicial	Modific.	Actual			Set.	Trimestre						
1.000.00.000	GASTOS CORRIENTES	1.270.395,687	350.689,396	1.621.085,083	727.026,988	104.987,003	150.980,769	96.560,772	352.528,544	1.079.555,532	1.079.555,532	541.529,551	0	66,59%
1.100.00.000	SERVICIOS PERSONALES	535.140,000	28.790,000	563.940,000	256.715,000	40.220,000	42.310,000	14.246,000	96.776,000	353.491,000	353.491,000	210.349,000	0	62,69%
1.110.00.000	REMUNERACIONES BASICAS	289.100,000	-1.300,000	287.800,000	125.400,000	22.500,000	22.500,000	10.200,000	55.200,000	180.600,000	180.600,000	107.200,000	0	62,75%
1.111.30.001	SUELDOS	229.200,000	-1.200,000	228.000,000	105.000,000	19.100,000	19.100,000	6.800,000	45.000,000	150.000,000	150.000,000	78.000,000	0	65,78%
1.113.30.001	GASTOS DE REPRESENTACION	40.800,000	0	40.800,000	20.400,000	3.400,000	3.400,000	3.400,000	10.200,000	30.600,000	30.600,000	10.200,000	0	75,00%
1.114.30.001	AGUINALDO	19.100,000	-100,000	19.000,000	0	0	0	0	0	0	0	19.000,000	0	0,00%
1.120.00.000	REMUNERACIONES EXTRAORDINARIAS	20.000,000	10.000,000	30.000,000	15.000,000	3.000,000	3.500,000	500,000	7.000,000	22.000,000	22.000,000	8.000,000	0	73,33%
1.123.30.001	ASIGNACIONES COMPLEMENTARIAS	17.640,000	0	17.640,000	6.350,000	1.270,000	2.860,000	0	4.130,000	10.480,000	10.480,000	7.160,000	0	59,41%
1.134.30.001	APORTE FIDUCIARIO DEL EMPLEADOR	17.640,000	0	17.640,000	6.350,000	1.270,000	2.860,000	0	4.130,000	10.480,000	10.480,000	7.160,000	0	59,41%
1.135.30.001	BONIFICACIONES POR VENTAS	0	0	0	0	0	0	0	0	0	0	0	0	0,00%
1.140.00.000	PERSONAL CONTRATADO	208.400,000	20.000,000	228.400,000	109.965,000	13.450,000	13.450,000	3.546,000	30.446,000	140.411,000	140.411,000	87.989,000	0	61,47%
1.144.30.001	JORNALES	158.400,000	0	158.400,000	79.965,000	10.450,000	10.450,000	1.250,000	22.150,000	102.115,000	102.115,000	56.285,000	0	64,46%
1.145.30.001	HONORARIOS PROFESIONALES	50.000,000	20.000,000	70.000,000	30.000,000	3.000,000	3.000,000	2.296,000	8.296,000	38.296,000	38.296,000	31.704,000	0	54,70%
1.190.00.000	OTROS GASTOS	0	0	0	0	0	0	0	0	0	0	0	0	0,00%
1.199.30.001	OTROS GASTOS DEL PERSONAL	0	0	0	0	0	0	0	0	0	0	0	0	0,00%
1.200.00.000	SERVICIOS NO PERSONALES	243.394,873	134.000,000	377.394,873	189.741,510	45.369,503	23.198,571	50.404,048	118.972,122	308.713,632	308.713,632	68.881,241	0	81,80%
1.210.00.000	SERVICIOS BASICOS	30.000,000	15.000,000	45.000,000	13.889,849	3.005,003	4.013,571	1.768,048	8.786,622	22.676,471	22.676,471	22.323,529	0	50,39%
1.210.30.001	SERVICIOS BASICOS	30.000,000	15.000,000	45.000,000	13.889,849	3.005,003	4.013,571	1.768,048	8.786,622	22.676,471	22.676,471	22.323,529	0	50,39%
1.230.00.000	PASAJES Y VIATICOS	30.000,000	20.000,000	50.000,000	16.192,800	3.820,000	3.588,000	3.989,000	11.397,000	27.589,800	27.589,800	22.410,200	0	55,17%
1.230.30.001	PASAJES Y VIATICOS	30.000,000	20.000,000	50.000,000	16.192,800	3.820,000	3.588,000	3.989,000	11.397,000	27.589,800	27.589,800	22.410,200	0	55,17%
1.240.00.000	GASTOS P/SERV. DE ASEO MANT. Y REPARACIONE	58.394,873	11.000,000	69.394,873	36.608,450	13.809,500	6.919,000	4.237,500	24.966,000	61.574,450	61.574,450	7.820,423	0	88,73%
1.240.30.001	GASTOS P/SERV. DE ASEO MANT. Y REPARACIONE	41.394,873	11.000,000	52.394,873	35.334,450	5.512,500	520,000	3.265,500	9.298,000	44.632,450	44.632,450	7.762,423	0	85,18%
1.240.30.008	GASTOS POR SERV. DE ASEO, MANT. Y REPARAC	17.000,000	0	17.000,000	1.274,000	8.297,000	6.399,000	972,000	15.668,000	16.942,000	16.942,000	58,000	0	99,65%
1.260.00.000	SERVICIOS TECNICOS Y PROFESIONALES	45.000,000	0	45.000,000	25.815,937	5.050,000	5.670,000	2.850,000	13.570,000	39.385,937	39.385,937	5.614,063	0	87,52%
1.260.30.001	SERVICIOS TECNICOS Y PROFESIONALES	39.000,000	0	39.000,000	20.186,985	5.050,000	5.670,000	2.850,000	13.570,000	33.756,985	33.756,985	5.243,015	0	86,55%
1.260.30.007	SERVICIOS TECNICOS Y PROFESIONALES	6.000,000	0	6.000,000	5.628,952	0	0	0	0	5.628,952	5.628,952	371,048	0	93,81%
1.270.00.000	SERVICIOS SOCIALES	40.000,000	50.000,000	90.000,000	56.991,012	11.567,000	1.420,000	15.865,100	28.852,100	85.843,112	85.843,112	4.156,888	0	95,38%
1.270.30.001	SERVICIOS SOCIALES	40.000,000	50.000,000	90.000,000	56.991,012	11.567,000	1.420,000	15.865,100	28.852,100	85.843,112	85.843,112	4.156,888	0	95,38%
1.280.00.000	OTROS SERVICIOS EN GENERAL	40.000,000	38.000,000	78.000,000	40.243,462	8.118,000	1.588,000	21.694,400	31.400,400	71.643,862	71.643,862	6.356,138	0	91,85%
1.280.30.001	OTROS SERVICIOS EN GENERAL	40.000,000	38.000,000	78.000,000	40.243,462	8.118,000	1.588,000	21.694,400	31.400,400	71.643,862	71.643,862	6.356,138	0	91,85%
1.300.00.000	BIENES DE CONSUMO	117.130,814	55.989,396	173.120,210	80.751,350	6.997,500	17.239,610	18.585,700	42.822,810	123.574,160	123.574,160	49.546,050	0	71,38%
1.320.00.000	TEXTILES Y MATERIAS PLASTICAS	10.000,000	18.000,000	28.000,000	10.880,000	947,500	1.515,000	9.960,000	12.422,500	23.302,500	23.302,500	4.697,500	0	83,22%

[Firma]
Intendente Municipal
Raul Arsenio Oviedo

[Firma]
Intendente Municipal
Raul Arsenio Oviedo

Dirección de Activa y Finanzas
Municipalidad de Raul A. Oviedo

Dirección de Activa y Finanzas
Municipalidad de Raul A. Oviedo




Ejecucion Presupuestaria 3er. Trimestre
Ejercicio : 2017

Tipo Presupuesto : ACTIVIDADES CENTRALES
Programa : CONDUCCION SUPERIOR
Unidad Responsable : INTENDENCIA MUNICIPAL

Rubro	Descripción	P R E S U P U E S T O	Modific.	Actual	Acumul. Anterior	Jul.	PAGADO Ago.	Set.	Total Trimestre	Total Obl/Pag.	Total Pagado	Saldo Presup.	Obligado Pend.	Porc. %
1.320.30.001	TEXTILES Y VESTUARIOS	10,000,000	18,000,000	28,000,000	10,880,000	947,500	1,515,000	9,960,000	12,422,500	23,302,500	23,302,500	4,697,500	0	83.22%
1.330.00.000	PROD. DE PAPEL, CARTON E IMPRESOS	20,000,000	-7,000,000	13,000,000	8,910,000	0	1,600,000	450,000	2,050,000	10,960,000	10,960,000	2,040,000	0	84.30%
1.330.30.001	PROD. DE PAPEL, CARTON E IMPRESOS	20,000,000	-7,000,000	13,000,000	8,910,000	0	1,600,000	450,000	2,050,000	10,960,000	10,960,000	2,040,000	0	84.30%
1.340.00.000	BIENES DE CONSUMO DE OFICINA E INSUMOS	24,130,814	10,000,000	34,130,814	24,902,350	2,200,000	3,980,000	2,213,500	8,393,500	33,295,850	33,295,850	834,964	0	97.55%
1.340.30.001	BIENES DE CONSUMO DE OFICINA E INSUMOS	21,130,814	10,000,000	31,130,814	22,782,350	1,600,000	3,980,000	2,213,500	7,793,500	30,575,850	30,575,850	554,964	0	98.21%
1.340.30.007	BIENES DE CONSUMO DE OFIC. E INSUMOS	3,000,000	0	3,000,000	2,120,000	600,000	0	0	600,000	2,720,000	2,720,000	280,000	0	90.66%
1.360.00.000	COMBUSTIBLES Y LUBRICANTES	50,000,000	6,989,396	56,989,396	4,070,000	3,850,000	9,340,410	3,923,500	17,113,910	21,183,910	21,183,910	35,805,486	0	37.17%
1.360.30.001	COMBUSTIBLES Y LUBRICANTES	50,000,000	6,989,396	56,989,396	4,070,000	3,850,000	9,340,410	3,923,500	17,113,910	21,183,910	21,183,910	35,805,486	0	37.17%
1.390.00.000	OTROS BIENES DE CONSUMO	13,000,000	28,000,000	41,000,000	31,989,000	0	804,200	2,038,700	2,842,900	34,831,900	34,831,900	6,168,100	0	84.95%
1.390.30.001	OTROS BIENES DE CONSUMO	10,000,000	28,000,000	38,000,000	29,169,000	0	804,200	2,038,700	2,842,900	32,011,900	32,011,900	5,988,100	0	84.24%
1.390.30.007	OTROS BIENES DE CONSUMO	3,000,000	0	3,000,000	2,820,000	0	0	0	0	2,820,000	2,820,000	180,000	0	94.00%
1.800.00.000	TRANSFERENCIAS	344,730,000	132,000,000	476,730,000	199,819,128	12,400,000	68,232,588	13,325,024	93,957,612	293,776,740	293,776,740	182,953,260	0	61.62%
1.830.00.000	OTRAS TRANSF. CORR. AL SECTOR PUBLICO	164,730,000	45,000,000	209,730,000	92,374,028	0	59,008,588	5,070,024	64,078,612	156,452,640	156,452,640	53,277,360	0	74.59%
1.831.30.001	CONSEJO DISTRITAL DE SALUD	45,000,000	45,000,000	90,000,000	50,000,000	0	15,000,000	0	15,000,000	65,000,000	65,000,000	25,000,000	0	72.22%
1.833.30.001	TRANSF. A MUNIC. DE MENORES RECURSOS	58,500,000	0	58,500,000	20,745,813	0	22,004,294	1,933,593	23,937,887	44,683,700	44,683,700	13,816,300	0	76.38%
1.834.30.001	TRANSF. A GOBIERNOS DEPARTAMENTALES	58,500,000	0	58,500,000	20,745,813	0	22,004,294	1,933,593	23,937,887	44,683,700	44,683,700	13,816,300	0	76.38%
1.835.30.001	TRANSF. LEY 5513/15 SNC	2,730,000	0	2,730,000	882,402	0	0	1,202,838	1,202,838	2,085,240	2,085,240	644,760	0	76.38%
1.840.00.000	TRANSF. CORR. AL SECTOR PRIVADO	180,000,000	87,000,000	267,000,000	107,445,100	12,400,000	9,224,000	8,255,000	29,879,000	137,324,100	137,324,100	129,675,900	0	51.43%
1.841.30.001	BECAS	10,000,000	20,000,000	30,000,000	15,000,000	0	0	0	0	15,000,000	15,000,000	17,289,000	0	50.00%
1.842.30.001	APORTE A ENT. EDUCATIVAS E INST. S/INES	20,000,000	34,000,000	54,000,000	27,211,000	6,000,000	3,500,000	0	9,500,000	36,711,000	36,711,000	60,000,000	0	67.98%
1.845.30.001	INDENIZACIONES	60,000,000	0	60,000,000	0	0	0	0	0	22,722,000	22,722,000	17,278,000	0	56.80%
1.846.30.001	SUBSID Y ASIST. A PERS./FAMILIAS SECT.PR	20,000,000	20,000,000	40,000,000	14,393,000	0	5,724,000	2,605,000	8,339,000	14,200,000	14,200,000	8,800,000	0	61.73%
1.849.30.001	OPACI	30,000,000	-7,000,000	23,000,000	14,200,000	0	0	0	0	14,200,000	14,200,000	8,800,000	0	61.73%
1.849.30.003	OTRAS ENT. S/INES DE LUCRO	40,000,000	20,000,000	60,000,000	36,641,100	6,400,000	0	5,650,000	12,050,000	48,691,100	48,691,100	11,308,900	0	81.15%
1.900.00.000	OTROS GASTOS	30,000,000	0	30,000,000	0	0	0	0	0	0	0	30,000,000	0	0.00%
1.910.00.000	PAGO DE IMPUESTOS, TASAS Y GASTOS JUDICI	30,000,000	0	30,000,000	0	0	0	0	0	0	0	30,000,000	0	0.00%
1.915.30.001	GASTOS JUDICIALES	30,000,000	0	30,000,000	0	0	0	0	0	0	0	30,000,000	0	0.00%
1.960.00.000	DEUDA PEND. DE PAGO G.CTES. EJERC. ANTERIO	0	0	0	0	0	0	0	0	0	0	0	0	0.00%
1.960.30.000	DEUDAS PENDIENTES DE PAGO	0	0	0	0	0	0	0	0	0	0	0	0	0.00%
1.960.30.001	DEUDAS PENDIENTES DE PAGO	0	0	0	0	0	0	0	0	0	0	0	0	0.00%
2.000.00.000	GASTOS DE CAPITAL	116,000,000	40,000,000	156,000,000	71,714,500	18,899,000	18,134,268	22,750,000	59,783,268	131,497,768	131,497,768	24,502,232	0	84.29%
2.500.00.000	INVERSIONES FINANCIERAS	116,000,000	40,000,000	156,000,000	71,714,500	18,899,000	18,134,268	22,750,000	59,783,268	131,497,768	131,497,768	24,502,232	0	84.29%
2.540.00.000	OTROS BIENES DE CAPITAL	0	40,000,000	40,000,000	19,120,000	0	0	2,575,000	0	0	21,695,000	18,305,000	0	54.23%

Intendencia Municipal de Raul A. Oviedo
Dirección de Administración y Finanzas
Municipalidad de Raul A. Oviedo

Intendencia Municipal de Raul A. Oviedo
Municipalidad de Raul A. Oviedo



Municipalidad de Raul Arsenio Oviedo

7 de Octubre y Simoriano Bogarin - Tel.: 0528 222871

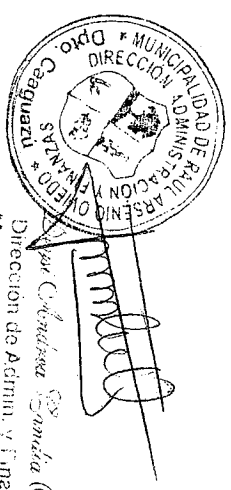
R U C: 80020947-8

Fecha : 12/12/2017
Página: 4

Ejecucion Presupuestaria 3er. Trimestre Ejercicio : 2017

Tipo Presupuesto : ACTIVIDADES CENTRALES
Programa : CONDUCCION SUPERIOR
Unidad Responsable : INTENDENCIA MUNICIPAL

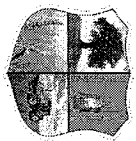
Rubro	Descripción	P R E S U P U E S T O	Actual	Acumul. Anterior	PAGADO	Total	Total	Total	Saldo	Obligado	Porc.			
		Inicial	Modific.		Jul.	Ago.	Set.	Trimestre	Obli/Pag.	Pagado	Presup.	Pend.	%	
2.540.30.001	ADQ DE EQUIPOS DE OFIC Y COMPUTACION	0	40,000,000	19,120,000	0	0	2,575,000	2,575,000	21,695,000	21,695,000	18,305,000	0	54.23%	
2.590.00.000	OTROS GTOS. DE INVERSION Y REP.MAYOR	116,000,000	0	52,594,500	18,899,000	18,134,268	20,175,000	57,208,268	109,802,768	109,802,768	6,197,232	0	94.65%	
2.590.30.007	OTROS GASTOS DE INVERSION Y REP.MAYORES	48,000,000	0	38,348,500	0	2,365,000	1,950,000	4,315,000	42,663,500	42,663,500	5,336,500	0	88.88%	
2.590.30.008	OTROS GASTOS DE INVERSION Y REP.MAYORES	68,000,000	0	14,246,000	18,899,000	15,769,268	18,225,000	52,893,268	67,139,268	67,139,268	860,732	0	98.73%	
TOTALES		1,386,395,687	390,689,396	1,777,085,083	798,741,488	123,886,003	169,115,037	119,310,772	412,311,812	1,211,053,300	1,211,053,300	566,031,783	0	68.14%



Director General
Dirección de Admin. y Finanzas
Municipalidad de Raul A. Oviedo



Intendente Municipal
Municipalidad de Raul A. Oviedo



Ejecucion Presupuestaria 3er. Trimestre
Ejercicio : 2017

Tipo Presupuesto : PROGRAMAS DE ACCION
Programa : LEY 1309/98 ROYALTIES Y COMPEN
Unidad Responsable : DESARROLLO MUNICIPAL

Rubro	Descripción	P R E S U P U E S T O			Acumul. Anterior	P A G A D O			Total Trimestre	Total Obl/Pag.	Total Pagado	Saldo Presup.	Obligado Pend.	Porc. %
		Inicial	Modific.	Actual		Set.	Agó.	Trimestre						
1.000.000.000	GASTOS CORRIENTES	402.556,274	215.591,416	618.147,690	224.701,900	91.900,000	11.999,000	156.172,500	380.874,400	380.874,400	237.273,290	0	61,61%	
1.100.000.000	SERVICIOS PERSONALES	105.200,000	0	105.200,000	42.100,000	7.400,000	5.900,000	14.800,000	56.900,000	56.900,000	48.300,000	0	54,08%	
1.140.000.000	PERSONAL CONTRATADO	105.200,000	0	105.200,000	42.100,000	7.400,000	5.900,000	14.800,000	56.900,000	56.900,000	48.300,000	0	54,08%	
1.144.30.011	JORNALES	96.200,000	0	96.200,000	42.100,000	7.400,000	5.900,000	14.800,000	56.900,000	56.900,000	39.300,000	0	59,14%	
1.145.30.011	HONORARIOS PROFESIONALES	9.000,000	0	9.000,000	0	0	0	0	0	0	9.000,000	0	0,00%	
1.200.000.000	SERVICIOS NO PERSONALES	50.000,000	0	50.000,000	8.044,000	4.500,000	6.099,000	12.599,000	20.643,000	20.643,000	29.357,000	0	41,28%	
1.260.000.000	SERVICIOS TECNICOS PROFESIONALES	50.000,000	0	50.000,000	8.044,000	4.500,000	6.099,000	12.599,000	20.643,000	20.643,000	29.357,000	0	41,28%	
1.260.30.011	SERVICIOS TECNICOS PROFESIONALES	50.000,000	0	50.000,000	8.044,000	4.500,000	6.099,000	12.599,000	20.643,000	20.643,000	29.357,000	0	41,28%	
1.300.000.000	BIENES DE CONSUMO E INSUMO	181.356,274	175.591,416	356.947,690	174.557,900	80.000,000	0	128.773,500	303.331,400	303.331,400	53.616,290	0	84,97%	
1.360.000.000	COMBUSTIBLES Y LUBRICANTES	180.000,000	150.000,000	330.000,000	149.533,900	80.000,000	0	128.773,500	278.407,400	278.407,400	51.592,600	0	84,36%	
1.360.30.011	COMBUSTIBLES Y LUBRICANTES	180.000,000	150.000,000	330.000,000	149.533,900	80.000,000	0	128.773,500	278.407,400	278.407,400	51.592,600	0	84,36%	
1.390.000.000	OTROS BIENES DE CONSUMO	1.356,274	25.591,416	26.947,690	24.924,000	0	0	0	24.924,000	24.924,000	2.023,690	0	92,49%	
1.390.30.011	OTROS BIENES DE CONSUMO	1.356,274	25.591,416	26.947,690	24.924,000	0	0	0	24.924,000	24.924,000	2.023,690	0	92,49%	
1.400.000.000	BIENES DE CAMBIO	66.000,000	40.000,000	106.000,000	0	0	0	0	0	0	106.000,000	0	0,00%	
1.410.000.000	BIENES E INSUMOS SECTOR AGROPEC.	0	40.000,000	40.000,000	0	0	0	0	0	0	40.000,000	0	0,00%	
1.411.30.011	ANIMALES Y PRODUCTOS PECUARIOS	0	40.000,000	40.000,000	0	0	0	0	0	0	40.000,000	0	0,00%	
1.450.000.000	TIERRAS, TERRENOS Y EDIFICACIONES	66.000,000	0	66.000,000	0	0	0	0	0	0	66.000,000	0	0,00%	
1.450.30.011	TIERRAS, TERRENOS Y EDIFICACIONES	66.000,000	0	66.000,000	0	0	0	0	0	0	66.000,000	0	0,00%	
2.000.000.000	GASTOS DE CAPITAL	1.610.225,098	862.365,664	2.472.590,762	656.364,579	227.731,725	251.419,400	551.986,675	1.208.351,254	1.208.351,254	1.264.239,508	0	48,86%	
2.500.000.000	INVERSION FISICA	1.380.225,098	862.365,664	2.242.590,762	514.364,579	211.731,725	230.069,400	514.636,675	1.029.001,254	1.029.001,254	1.213.589,508	0	45,88%	
2.520.000.000	CONSTRUCCIONES	765.225,098	497.365,664	1.262.590,762	77.249,999	100.601,725	88.389,900	261.827,175	339.077,174	339.077,174	923.513,588	0	26,85%	
2.520.30.011	CONSTRUCCIONES	765.225,098	497.365,664	1.262.590,762	77.249,999	100.601,725	88.389,900	261.827,175	339.077,174	339.077,174	923.513,588	0	26,85%	
2.530.000.000	EQUIPOS Y HERRAMIENTAS MAYORES	320.000,000	395.000,000	715.000,000	292.455,500	72.300,000	133.232,500	205.532,500	497.988,000	497.988,000	217.012,000	0	69,64%	
2.530.30.011	ADQ. DE MAQUIN. EQUIPOS Y HERRAM. MAYORE	320.000,000	395.000,000	715.000,000	292.455,500	72.300,000	133.232,500	205.532,500	497.988,000	497.988,000	217.012,000	0	69,64%	
2.540.000.000	ADQ. DE EQUIPOS DE OFICINA Y COMPUTACION	55.000,000	0	55.000,000	39.705,630	3.830,000	3.447,000	7.277,000	46.982,630	46.982,630	8.017,370	0	85,42%	
2.540.30.011	ADQ. DE EQUIPOS DE OFICINA Y COMPUTACION	55.000,000	0	55.000,000	39.705,630	3.830,000	3.447,000	7.277,000	46.982,630	46.982,630	8.017,370	0	85,42%	
2.580.000.000	ESTUDIOS Y PROYECTOS DE INVERSION	140.000,000	-30.000,000	110.000,000	10.000,000	35.000,000	5.000,000	40.000,000	50.000,000	50.000,000	60.000,000	0	45,45%	
2.580.30.011	ESTUDIOS Y PROYECTOS DE INVERSION	140.000,000	-30.000,000	110.000,000	10.000,000	35.000,000	5.000,000	40.000,000	50.000,000	50.000,000	60.000,000	0	45,45%	
2.590.000.000	OTROS GASTOS DE INVERSION Y REP. MAYORES	100.000,000	0	100.000,000	94.953,450	0	0	0	94.953,450	94.953,450	5.046,550	0	94,95%	
2.590.30.011	OTROS GASTOS DE INVERSION Y REP. MAYORES	100.000,000	0	100.000,000	94.953,450	0	0	0	94.953,450	94.953,450	5.046,550	0	94,95%	
2.800.000.000	TRANSFERENCIAS	230.000,000	0	230.000,000	142.000,000	16.000,000	0	37.350,000	179.350,000	179.350,000	50.650,000	0	77,97%	
2.890.000.000	TRANSFERENCIAS AL SECTOR PRIV. VARIAS	230.000,000	0	230.000,000	142.000,000	16.000,000	0	37.350,000	179.350,000	179.350,000	50.650,000	0	77,97%	
2.890.30.011	TRANSFERENCIAS AL SECTOR PRIV. VARIAS	230.000,000	0	230.000,000	142.000,000	16.000,000	0	37.350,000	179.350,000	179.350,000	50.650,000	0	77,97%	

Intendencia Municipal de Raul Arsenio Oviedo
Dirección de Administración y Finanzas
Municipalidad de Raul A. Oviedo

Intendencia Municipal de Raul Arsenio Oviedo
Dirección de Administración y Finanzas
Municipalidad de Raul A. Oviedo



Municipalidad de Raul Arsenio Oviedo

7 de Octubre y Simforano Bogarin - Tel.: 0528 222871

R.U.C.: 80020947-8

Fecha : 12/12/2017
Página: 6

Ejecucion Presupuestaria 3er. Trimestre


Ejercicio : 2017

Tipo Presupuesto : PROGRAMAS DE ACCION
Programa : LEY 1309/98 ROYALTIEN Y COMPEN
Unidad Responsable : DESARROLLO MUNICIPAL


Rubro	Descripción	PRE SUPUESTO Inicial	SUPUESTO Modific.	TOTAL Actual	Acumul. Anterior	Jul.	PAGADO Ago.	Set.	Total Trimestre	Total Obl/Pag.	Total Pagado	Saldo Presup.	Obligado Pend.	Porc. %
TOTALES		2,012,781,372	1,077,957,080	3,090,738,452	881,066,479	319,631,725	263,418,400	125,109,050	708,159,175	1,589,225,654	1,589,225,654	1,501,512,798	0	51,41 %



Ignacio Cordero Granata Quims
Direccion de Admin. y Finanzas
Municipalidad de Raul A. Oviedo



Ignacio Cordero Granata Quims
Intendencia Municipal
Municipalidad de Raul A. Oviedo



Municipalidad de Raul Arsenio Oviedo

7 de Octubre y Simforiano Bogarín - Tel.: 0528 222871
R.U.C.: 80020947-8

Ejecucion Presupuestaria 3er. Trimestre Ejercicio : 2017

Tipo Presupuesto : PROGRAMAS DE ACCION
Programa : FONACIDE
Unidad Responsable : DESARROLLO MUNICIPAL

Rubro	Descripción	P R E S U P U E S T O		Acumul. Anterior	PAGADO		Total Trimestre	Total Obl/Pag.	Total Pagado	Saldo Presup.	Obligado Pend.	Porc. %		
		Inicial	Modific.		Jul.	Ago.							Set.	
1.000.00.000	GASTOS CORRIENTES	368,897,019	239,036,405	130,345,398	12,110,742	138,699,648	150,810,390	281,155,788	281,155,788	326,777,636	0	46,24%		
1.800.00.000	TRANSFERENCIAS	368,897,019	239,036,405	130,345,398	12,110,742	138,699,648	150,810,390	281,155,788	281,155,788	326,777,636	0	46,24%		
1.840.00.000	TRANSF. CORRIENTES AL SECTOR PRIVADO	368,897,019	239,036,405	130,345,398	12,110,742	138,699,648	150,810,390	281,155,788	281,155,788	326,777,636	0	46,24%		
1.848.30.003	TRANSF. PARA COMPLEMENTO NUTRICIONAL	368,897,019	239,036,405	130,345,398	12,110,742	138,699,648	150,810,390	281,155,788	281,155,788	326,777,636	0	46,24%		
2.000.00.000	GASTOS DE CAPITAL	860,759,712	557,751,613	275,539,696	0	0	0	275,539,696	275,539,696	1,142,971,629	0	19,42%		
2.500.00.000	INVERSION FISICA	860,759,712	557,751,613	275,539,696	0	0	0	275,539,696	275,539,696	1,142,971,629	0	19,42%		
2.520.00.000	CONSTRUCCIONES	860,759,712	527,751,613	275,539,696	0	0	0	275,539,696	275,539,696	1,112,971,629	0	19,84%		
2.521.30.003	CONSTRUCCIONES DE OBRAS DE USO PUBLICO	860,759,712	527,751,613	275,539,696	0	0	0	275,539,696	275,539,696	1,112,971,629	0	19,84%		
2.522.30.003	CONSTRUCCIONES DE OBRAS DE USO INSTITUCI	245,931,346	129,357,604	0	0	0	0	0	0	375,288,950	0	0,00%		
2.540.00.000	ADQ. DE EQUIPOS DE OFIC. Y COMPUTACION	614,828,366	398,394,009	275,539,696	0	0	0	275,539,696	275,539,696	737,682,679	0	27,19%		
2.540.30.003	ADQ. DE EQUIPOS DE OFIC. Y COMPUTACION	0	30,000,000	0	0	0	0	0	0	30,000,000	0	0,00%		
TOTALES FONACIDE		1,229,656,731	796,788,018	2,026,444,749	405,885,094	12,110,742	138,699,648	0	150,810,390	556,695,484	556,695,484	1,469,749,265	0	27,47%

MUNICIPALIDAD DE RAUL ARSENI O VIEDO
DIRECCION DE ADMINISTRACION Y FINANZAS
Dpto. Caaguazú

[Signature]

[Signature]
Dpto. Caaguazú
Dirección de Admin. y Finanzas
Municipalidad de Raul A. Oviedo

MUNICIPALIDAD DE RAUL ARSENI O VIEDO
INTENDENCIA

[Signature]
Intor. Administrativo
Municipalidad de Raul A. Oviedo